



LANGUE/LANGUAGE • EN/FR

*moving forward in every field*

# PRISE DE FORCE/PTO

## ▶▶ ACCESSOIRES/ACCESSORIES

Catalogue - Première publication 2000

Catalogue - First published 2000

[www.bepcoparts.com](http://www.bepcoparts.com)

Member of  TVH<sup>®</sup>

# ■ À PROPOS DE BEPCO

---

Le groupe Bepco est un leader mondial dans la fourniture de pièces de rechange, accessoires pour tracteurs et pièces détachées pour machines agricoles.

Avec plus de 360 employés, le groupe Bepco a des filiales en Belgique, France, Pays-Bas, Allemagne, Espagne et Angleterre. Nous sommes aussi présents en Australie, Nouvelle Zélande, Afrique du sud et au Brésil.

Le groupe Bepco est une société mondiale avec des clients dans plus de 100 pays à travers le monde, les ventes hors Europe contribuent à plus d'un tiers du chiffre d'affaires.

Nous proposons à notre réseau de distributeurs et revendeurs :

- ▶ Des fournisseurs d'équipements d'origine et d'autres marques reconnues
- ▶ Plus de 20 000 m<sup>2</sup> de surface de stockage
- ▶ Plus de 80 000 références en stock
- ▶ Des connaissances techniques d'experts de l'industrie
- ▶ Une expédition le jour même pour une livraison le jour suivant

Le groupe Bepco fait partie du groupe TVH, fournisseur de pièces et accessoires de qualité pour le matériel de manutention, les véhicules industriels et l'équipement agricole.

# ABOUT BEPCO

---

Bepco Group is a worldwide leading supplier of parts and accessories for agricultural tractors and machinery.

With over 360 employees Bepco Group has subsidiaries in Belgium, Netherlands, France, Germany, Spain and UK and is also present in Australia, New Zealand, South Africa and Brazil.

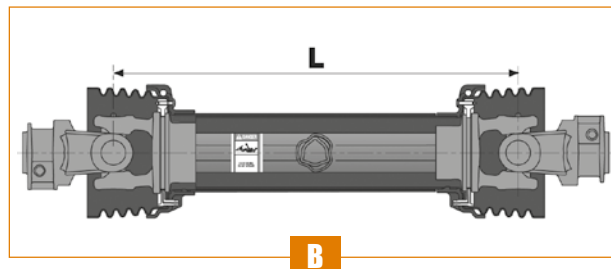
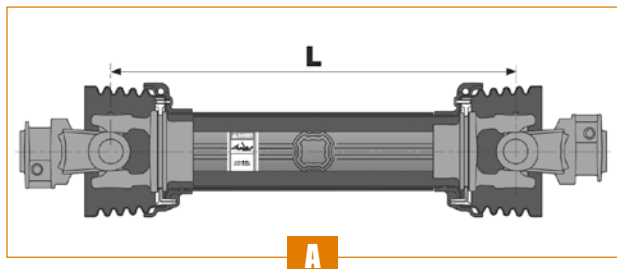
Bepco Group is a truly global company with customers in over 100 countries worldwide and sales outside Europe contributing to over a third of revenues.

We offer our network of distributors and dealers :

- ▶▶ Original Equipment Supplier and other industry leading brands
- ▶▶ More than 20,000 m<sup>2</sup> of warehousing
- ▶▶ More than 80,000 stock items
- ▶▶ Technological knowledge from industry experts
- ▶▶ Same day shipment, next day delivery in many markets

Bepco Group is also a member of TVH, the all-round supplier of quality parts and accessories for material handling, industrial vehicles and agricultural equipment.

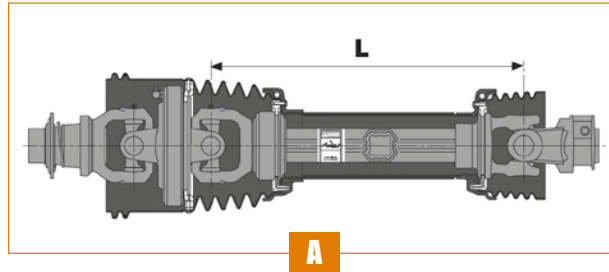
**Transmissions complètes quadrilobés & "free rotation"**

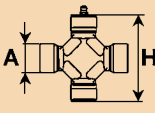


Cardans - SFT

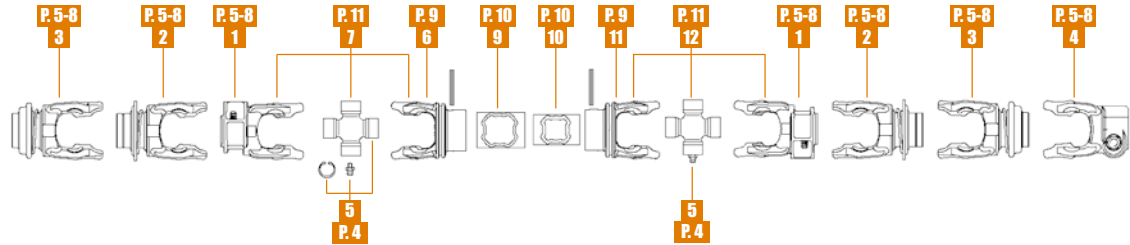
Série	A H	A Transmission avec tube quadrilobé			B Transmission avec tube "free rotation"		
		L = 610mm	L = 860 mm	L = 1210 mm	L = 610mm	L = 860 mm	L = 1210 mm
<b>S1</b>	A = 22.0 mm H = 54.0 mm	67/5000-130 CS1N061CE007007	67/5000-150 CS1N086CE007007	67/5000-170 CS1N121CE007007	-	-	-
<b>S2</b>	A = 23.8 mm H = 61.3 mm	67/5000-131 CS2N061CE007007	67/5000-151 CS2N086CE007007	67/5000-171 CS2N121CE007007	67/5000-148 CS2F061CE007007	67/5000-168 CS2F086CE007007	67/5000-188 CS2F121CE007007
<b>S4</b>	A = 27.0 mm H = 74.6 mm	67/5000-132 CS4N061CE007007	67/5000-152 CS4N086CE007007	67/5000-172 CS4N121CE007007	67/5000-149 CS4F061CE007007	67/5000-169 CS4F086CE007007	67/5000-189 CS4F121CE007007
<b>S5</b>	A = 30.2 mm H = 79.4 mm	67/5000-133 CS5N061CE007007	67/5000-153 CS5N086CE007007	67/5000-173 CS5N121CE007007	-	-	-
<b>S6</b>	A = 30.2 mm H = 79.4 mm	67/5000-134 CS6N061CE007007	67/5000-154 CS6N086CE007007	67/5000-174 CS6N121CE007007	67/5000-114 CS6F061CE007007	67/5000-115 CS6F086CE007007	67/5000-116 CS6F121CE007007
<b>S7</b>	A = 30.2 mm H = 91.5 mm	67/5000-135 CS7N061CE007007	67/5000-155 CS7N086CE007007	67/5000-175 CS7N121CE007007	-	-	-
<b>S8</b>	A = 34.9 mm H = 93.5 mm	67/5000-136 CS8N061CE007007	67/5000-156 CS8N086CE007007	67/5000-176 CS8N121CE007007	-	-	-
<b>H8</b>	A = 34.9 mm H = 93.5 mm	67/5000-137 CH8N061CE007007	67/5000-157 CH8N086CE007007	67/5000-177 CH8N121CE007007	-	-	-
<b>S9</b>	A = 34.9 mm H = 106.0 mm	67/5000-138 CS9N061CE007007	67/5000-158 CS9N086CE007007	67/5000-178 CS9N121CE007007	-	-	-
<b>SH</b>	A = 42.0 mm H = 107.5 mm	67/5000-139 CSHN061CE007007	67/5000-159 CSHN086CE007007	67/5000-179 CSHN121CE007007	-	-	-
<b>S0</b>	A = 42.0 mm H = 130.0 mm	67/5000-140 CS0N061CE007007	67/5000-160 CS0N086CE007007	67/5000-180 CS0N121CE007007	-	-	-

**Transmissions complètes avec 1 joint homocinétique 80°**

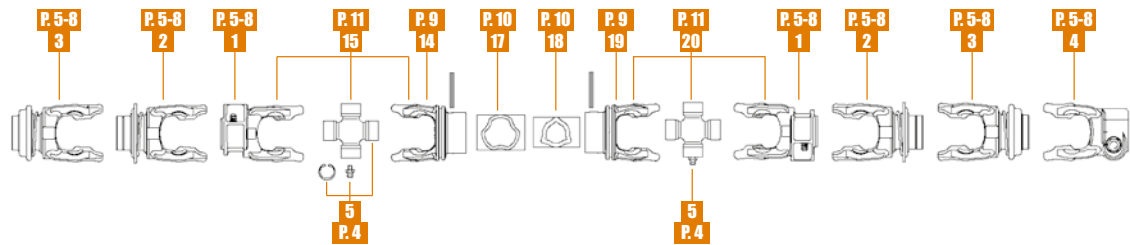


Série		A Joint homocinétique 80° coté tracteur		
		L = 810 mm	L = 1010 mm	L = 1210 mm
<b>S2</b>	A = 22.0 mm H = 86.0 mm	<b>67/5000-141</b> CS2R081CEWR7007	<b>67/5000-161</b> CS2R101CEWR7007	<b>67/5000-181</b> CS2R121CEWR7007
<b>S4</b>	A = 22.0 mm H = 86.0 mm	<b>67/5000-142</b> CS4R081CEWR7007	<b>67/5000-162</b> CS4R101CEWR7007	<b>67/5000-182</b> CS4R121CEWR7007
<b>S6</b>	A = 27.0 mm H = 100.0 mm	<b>67/5000-143</b> CS6R081CEWR7007	<b>67/5000-163</b> CS6R101CEWR7007	<b>67/5000-183</b> CS6R121CEWR7007
<b>S7</b>	A = 27.0 mm H = 100.0 mm	<b>67/5000-144</b> CS7R081CEWR7007	<b>67/5000-164</b> CS7R101CEWR7007	<b>67/5000-184</b> CS7R121CEWR7007
<b>S8</b>	A = 30.2 mm H = 106.0 mm	<b>67/5000-145</b> CS8R081CEWR7007	<b>67/5000-165</b> CS8R101CEWR7007	<b>67/5000-185</b> CS8R121CEWR7007
<b>H8</b>	A = 30.2 mm H = 106.0 mm	<b>67/5000-146</b> CH8R081CEWR7007	<b>67/5000-166</b> CH8R101CEWR7007	<b>67/5000-186</b> CH8R121CEWR7007
<b>SH</b>	A = 34.9 mm H = 110.0 mm	<b>67/5000-147</b> CSHR081CEWR7007	<b>67/5000-167</b> CSHR101CEWR7007	<b>67/5000-187</b> CSHR121CEWR7007

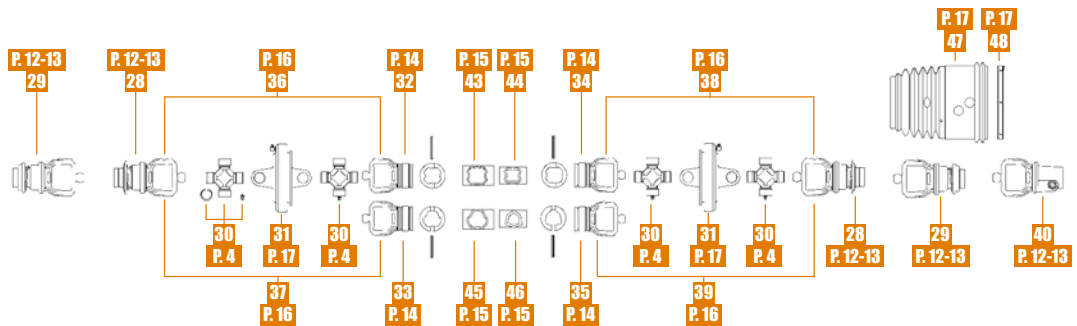
**Profil "quadrilobé"**



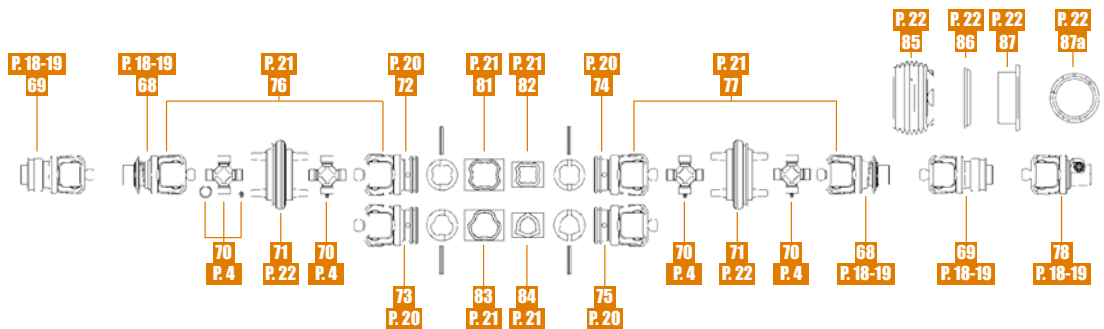
**Profil "free rotation"**



**Jointts homocinétiques 80°**



**Jointts homocinétiques 80° SFT 003**

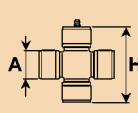
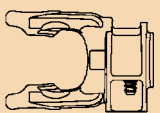





**Croisillons**

Fig.											
	5 Joints simples			30 Joints homocinétiques			70 Joints homocinétiques SFT 003				
Série	Référence	A [mm]	H [mm]	Référence	A [mm]	H [mm]	Référence	A1 [mm]	A2 [mm]	H1 [mm]	H2 [mm]
<b>S1</b>	67/5020-110 4120B0012	22.0	54.0	-	-	-	-	-	-	-	-
<b>S2</b>	67/5020-111 4120C0012	23.8	61.3	67/5020-122 4120E0051	22.0	86.0	67/5020-131 4120C0006	22.0	23.8	76.0	77.6
<b>S4</b>	67/5020-112 4120E0012	27.0	74.6	67/5020-122 4120E0051	22.0	86.0	67/5020-132 4120E0006	22.0	23.8	82.0	83.6
<b>S5</b>	67/5020-113 4120G0012	30.2	79.4	-	-	-	-	-	-	-	-
<b>S6</b>	67/5020-113 4120G0012	30.2	79.4	67/5020-123 4120G0051	27.0	100.0	67/5020-133 4120G0006	27.0	30.2	90.0	92.0
<b>S7</b>	67/5020-114 4120H0012	30.2	91.5	67/5020-123 4120G0051	27.0	100.0	-	-	-	-	-
<b>S8</b>	67/5020-115 4120L0012	34.9	93.5	67/5020-125 4120L0051	30.2	106.0	67/5020-135 4120L0006	30.2	34.9	106.0	109.0
<b>H8</b>	67/5020-115 4120L0012	34.9	93.5	67/5020-125 4120L0051	30.2	106.0	-	-	-	-	-
<b>S9</b>	67/5020-116 4120M0012	34.9	106.0	-	-	-	-	-	-	-	-
<b>SH</b>	67/5020-117 4120N0012	42.0	107.5	67/5020-127 4120N0051	34.9	110.0	-	-	-	-	-
<b>S0</b>	67/5020-118 4120S0012	42.0	130.0	-	-	-	-	-	-	-	-






**Mâchoires extérieures pour tubes quadrilobés & "free rotation"**

Cardans - SFT

Description		1 Verrou à poussoir 1 3/8" - Z6	2 Verrou semi-automatique 1 3/8" - Z6	3 Verrou automatique 1 3/8" - Z6	4 Verrou à boulon 1 3/8" - Z6
Série					
<b>S1</b>	A = 22.0 mm H = 54.0 mm	67/5030-330 5070B0355	67/5030-340 5720B0355	-	-
<b>S2</b>	A = 23.8 mm H = 61.3 mm	67/5030-331 5070C0355	67/5030-341 5720C0355	-	-
<b>S4</b>	A = 27.0 mm H = 74.6 mm	67/5030-332 5070E0355	67/5030-342 5720E0355	67/5030-352 5720E0361	67/5030-362 5090E0360
<b>S5</b>	A = 30.2 mm H = 79.4 mm	67/5030-333 5070G0355	67/5030-343 5720G0355	67/5030-353 5720G0361	67/5030-363 5090G0360
<b>S6</b>	A = 30.2 mm H = 79.4 mm	67/5030-333 5070G0355	67/5030-343 5720G0355	67/5030-353 5720G0361	67/5030-363 5090G0360
<b>S7</b>	A = 30.2 mm H = 91.5 mm	67/5030-334 5070H0355	67/5030-344 5720H0355	67/5030-354 5720H0361	67/5030-364 5090H0360
<b>S8</b>	A = 34.9 mm H = 93.5 mm	67/5030-335 5070L0355	67/5030-345 5720L0355	67/5030-355 5720L0361	67/5030-365 5090L0360
<b>H8</b>	A = 34.9 mm H = 93.5 mm	67/5030-335 5070L0355	67/5030-345 5720L0355	67/5030-355 5720L0361	67/5030-365 5090L0360
<b>S9</b>	A = 34.9 mm H = 106.0 mm	67/5030-336 5070M0355	67/5030-346 5720M0355	67/5030-356 5720M0361	67/5030-366 5090M0360
<b>SH</b>	A = 42.0 mm H = 107.5 mm	-	67/5030-347 5720N0355	67/5030-357 5720N0361	-
<b>S0</b>	A = 42.0 mm H = 130.0 mm	-	67/5030-348 5720S0355	67/5030-358 5720S0361	-

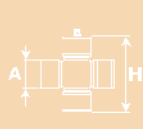

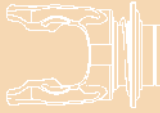
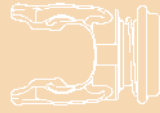



**Mâchoires extérieures pour tubes quadrilobés & "free rotation"**






Description		1 Verrou à poussoir 1 3/8" - Z21	2 Verrou semi-automatique 1 3/8" - Z21	3 Verrou automatique 1 3/8" - Z21	4 Verrou à boulon 1 3/8" - Z21
Série					
<b>S1</b>	A = 22.0 mm H = 54.0 mm	67/5030-370 5070B3755	67/5030-380 5720B3776	-	-
<b>S2</b>	A = 23.8 mm H = 61.3 mm	67/5030-371 5070C3755	67/5030-381 5720C3776	-	-
<b>S4</b>	A = 27.0 mm H = 74.6 mm	67/5030-372 5070E3755	67/5030-382 5720E3755	67/5030-412 5720E3761	67/5030-442 5090E3760
<b>S5</b>	A = 30.2 mm H = 79.4 mm	67/5030-373 5070G3755	67/5030-383 5720G3755	67/5030-413 5720G3761	67/5030-443 5090G3760
<b>S6</b>	A = 30.2 mm H = 79.4 mm	67/5030-373 5070G3755	67/5030-383 5720G3755	67/5030-413 5720G3761	67/5030-443 5090G3760
<b>S7</b>	A = 30.2 mm H = 91.5 mm	67/5030-374 5070H3755	67/5030-384 5720H3755	67/5030-414 5720H3761	67/5030-444 5090H3760
<b>S8</b>	A = 34.9 mm H = 93.5 mm	67/5030-375 5070L3755	67/5030-385 5720L3755	67/5030-415 5720L3761	67/5030-445 5090L3760
<b>H8</b>	A = 34.9 mm H = 93.5 mm	67/5030-375 5070L3755	67/5030-385 5720L3755	67/5030-415 5720L3761	67/5030-445 5090L3760
<b>S9</b>	A = 34.9 mm H = 106.0 mm	67/5030-376 5070M3755	67/5030-386 5720M3755	67/5030-416 5720M3761	67/5030-446 5090M3760
<b>SH</b>	A = 42.0 mm H = 107.5 mm	-	67/5030-387 5720N3755	67/5030-417 5720N3761	-
<b>S0</b>	A = 42.0 mm H = 130.0 mm	-	67/5030-388 5720S3755	67/5030-418 5720S3761	-

**Mâchoires extérieures pour tubes quadrilobés & "free rotation"**

Cardans - SFT

Description		1 Verrou à poussoir 1 3/4" - Z6	2 Verrou semi-automatique 1 3/4" - Z6	3 Verrou automatique 1 3/4" - Z6	4 Verrou à boulon 1 3/4" - Z6
Série					
<b>S1</b>	A = 22.0 mm H = 54.0 mm	-	-	-	-
<b>S2</b>	A = 23.8 mm H = 61.3 mm	-	-	-	-
<b>S4</b>	A = 27.0 mm H = 74.6 mm	-	-	-	-
<b>S5</b>	A = 30.2 mm H = 79.4 mm	-	67/5030-393 5720G0455	67/5030-423 5720G0461	67/5030-453 5090G0460
<b>S6</b>	A = 30.2 mm H = 79.4 mm	-	67/5030-393 5720G0455	67/5030-423 5720G0461	67/5030-453 5090G0460
<b>S7</b>	A = 30.2 mm H = 91.5 mm	-	67/5030-394 5720H0455	67/5030-424 5720H461	67/5030-454 5090H0460
<b>S8</b>	A = 34.9 mm H = 93.5 mm	-	67/5030-395 5720L0455	67/5030-425 5720L0461	67/5030-455 5090L0460
<b>H8</b>	A = 34.9 mm H = 93.5 mm	-	67/5030-395 5720L0455	67/5030-425 5720L0461	67/5030-455 5090L0460
<b>S9</b>	A = 34.9 mm H = 106.0 mm	-	67/5030-396 5720M0455	67/5030-426 5720M0461	67/5030-456 5090M0460
<b>SH</b>	A = 42.0 mm H = 107.5 mm	-	67/5030-397 5720N0455	67/5030-427 5720N0461	67/5030-457 5090N0460
<b>S0</b>	A = 42.0 mm H = 130.0 mm	-	67/5030-398 5720S0455	67/5030-428 5720S0461	67/5030-458 5090S0460

**Mâchoires extérieures pour tubes quadrilobés & "free rotation"**

Description		1 Verrou à poussoir 1 3/4" - Z20	2 Verrou semi-automatique 1 3/4" - Z20	3 Verrou automatique 1 3/4" - Z20	4 Verrou à boulon 1 3/4" - Z20
Série					
<b>S1</b>	A = 22.0 mm H = 54.0 mm	-	-	-	-
<b>S2</b>	A = 23.8 mm H = 61.3 mm	-	-	-	-
<b>S4</b>	A = 27.0 mm H = 74.6 mm	-	-	-	-
<b>S5</b>	A = 30.2 mm H = 79.4 mm	-	67/5030-403 5720G3855	67/5030-433 5720G3861	67/5030-463 5090G3860
<b>S6</b>	A = 30.2 mm H = 79.4 mm	-	67/5030-403 5720G3855	67/5030-433 5720G3861	67/5030-463 5090G3860
<b>S7</b>	A = 30.2 mm H = 91.5 mm	-	67/5030-404 5720H3855	67/5030-434 5720H3861	67/5030-464 5090H3860
<b>S8</b>	A = 34.9 mm H = 93.5 mm	-	67/5030-405 5720L3855	67/5030-435 5720L3861	67/5030-465 5090L3860
<b>H8</b>	A = 34.9 mm H = 93.5 mm	-	67/5030-405 5720L3855	67/5030-435 5720L3861	67/5030-465 5090L3860
<b>S9</b>	A = 34.9 mm H = 106.0 mm	-	67/5030-406 5720M3855	67/5030-436 5720M3861	67/5030-466 5090M3860
<b>SH</b>	A = 42.0 mm H = 107.5 mm	-	67/5030-407 5720N3855	67/5030-437 5720N3861	67/5030-467 5090N3860
<b>S0</b>	A = 42.0 mm H = 130.0 mm	-	67/5030-408 5720S3855	67/5030-438 5720S3861	67/5030-468 5090S3860

**Mâchoires pour tubes ext. et int. quadrilobés & "free rotation"**

Cardans - SFT

Description		6 Quadrilobé extérieur			11 Quadrilobé intérieur			14 Free rotation extérieur			19 Free rotation intérieur		
Série													
		Référence	Ø [mm]	D1 [mm]	Référence	Ø [mm]	D2 [mm]	Référence	Ø [mm]	D1 [mm]	Référence	Ø [mm]	D2 [mm]
<b>S1</b>	A = 22.0 mm H = 54.0 mm	<b>67/5030-319</b> 204S16853	59.00	35.20	<b>67/5030-268</b> 204S16854	56.00	30.80	-	-	-	-	-	-
<b>S2</b>	A = 23.8 mm H = 61.3 mm	<b>67/5030-261</b> 204S26854	73.00	45.60	<b>67/5030-269</b> 204S26853	70.00	39.60	<b>67/5030-582</b> 204S26855	73.00	40.40	<b>67/5030-542</b> 2040C6856	70.00	29.00
<b>S4</b>	A = 27.0 mm H = 74.6 mm	<b>67/5030-572</b> 204S46854	73.00	50.20	<b>67/5030-592</b> 204S46853	70.00	44.20	<b>67/5030-583</b> 204S46856	73.00	48.00	<b>67/5030-543</b> 204S46855	70.00	36.10
<b>S5</b>	A = 30.2 mm H = 79.4 mm	<b>67/5030-573</b> 204S56858	73.00	50.20	<b>67/5030-593</b> 204S56859	70.00	44.20	-	-	-	-	-	-
<b>S6</b>	A = 30.2 mm H = 79.4 mm	<b>67/5030-574</b> 204S66853	89.00	53.90	<b>67/5030-594</b> 204S66854	86.00	46.90	<b>67/5030-584</b> 204S66856	89.00	58.50	<b>67/5030-544</b> 204S66855	86.00	44.70
<b>S7</b>	A = 30.2 mm H = 91.5 mm	<b>67/5030-575</b> 204S76855	89.00	53.90	<b>67/5030-595</b> 204S76856	86.00	46.90	-	-	-	-	-	-
<b>S8</b>	A = 34.9 mm H = 93.5 mm	<b>67/5030-576</b> 204S86853	89.00	58.20	<b>67/5030-272</b> 204S86854	86.00	51.20	-	-	-	-	-	-
<b>H8</b>	A = 34.9 mm H = 93.5 mm	<b>67/5030-577</b> 2040L6869	89.00	66.00	<b>67/5030-597</b> 2040L6866	86.00	58.50	-	-	-	-	-	-
<b>S9</b>	A = 34.9 mm H = 106.0 mm	<b>67/5030-266</b> 204S96855	99.00	66.00	<b>67/5030-274</b> 204S96856	96.00	58.50	-	-	-	-	-	-
<b>SH</b>	A = 42.0 mm H = 107.5 mm	<b>67/5030-267</b> 2040N6853	103.00	70.20	<b>67/5030-275</b> 2040N6854	100.00	61.70	-	-	-	-	-	-
<b>S0</b>	A = 42.0 mm H = 130.0 mm	<b>67/5030-580</b> 2040S6855	103.00	70.20	<b>67/5030-600</b> 2040S6856	100.00	61.70	-	-	-	-	-	-


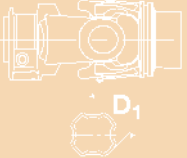
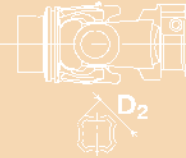
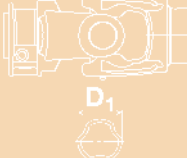
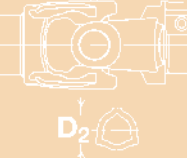
**Tubes extérieurs et intérieurs quadrilobés & "free rotation"**

Description		9 Quadrilobé extérieur				10 Quadrilobé intérieur			
Série		Référence		D1 [mm]	T1 [mm]	Référence		D2 [mm]	T2 [mm]
		3 mètres	1 mètre			3 mètres	1 mètre		
		<b>S1</b>	A = 22.0 mm H = 54.0 mm	67/5040-324M3 122323000	67/5040-324M1 122323000	35.20	2.00	67/5040-268M3 122163000	67/5040-268M1 122163000
<b>S2</b>	A = 23.8 mm H = 61.3 mm	67/5040-261M3 122053000	67/5040-261M1 122053000	45.60	2.75	67/5040-269M3 122193000	67/5040-269M1 122193000	39.60	3.00
<b>S4</b>	A = 27.0 mm H = 74.6 mm	67/5040-332M3 122423000	67/5040-332M1 122423000	50.20	2.75	67/5040-342M3 122413000	67/5040-342M1 122413000	44.20	3.50
<b>S5</b>	A = 30.2 mm H = 79.4 mm	67/5040-332M3 122423000	67/5040-332M1 122423000	50.20	2.75	67/5040-348M3 122523000	67/5040-348M1 122523000	44.20	4.20
<b>S6</b>	A = 30.2 mm H = 79.4 mm	67/5040-333M3 122453000	67/5040-333M1 122453000	53.90	3.25	67/5040-270M3 122443000	67/5040-270M1 122443000	46.90	4.50
<b>S7</b>	A = 30.2 mm H = 91.5 mm	67/5040-334M3 122663000	67/5040-334M1 122663000	53.90	3.25	67/5040-344M3 122653000	67/5040-344M1 122653000	46.90	4.50
<b>S8</b>	A = 34.9 mm H = 93.5 mm	67/5040-263M3 122093000	67/5040-263M1 122093000	58.20	3.25	67/5040-271M3 122513000	67/5040-271M1 122513000	51.20	5.00
<b>H8</b>	A = 34.9 mm H = 93.5 mm	67/5040-265M3 122113000	67/5040-265M1 122113000	66.00	3.50	67/5040-273M3 122383000	67/5040-273M1 122383000	58.50	4.50
<b>S9</b>	A = 34.9 mm H = 106.0 mm	67/5040-265M3 122113000	67/5040-265M1 122113000	66.00	3.50	67/5040-273M3 122383000	67/5040-273M1 122383000	58.50	4.50
<b>SH</b>	A = 42.0 mm H = 107.5 mm	67/5040-267M3 122133000	67/5040-267M1 122133000	70.20	4.00	67/5040-275M3 122553000	67/5040-275M1 122553000	61.70	5.75
<b>S0</b>	A = 42.0 mm H = 130.0 mm	67/5040-267M3 122133000	67/5040-267M1 122133000	70.20	4.00	67/5040-275M3 122553000	67/5040-275M1 122553000	61.70	5.75

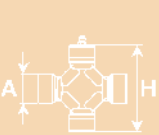
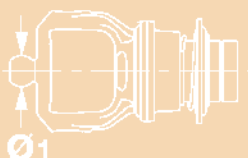
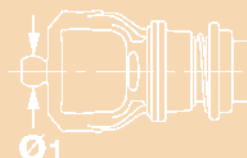
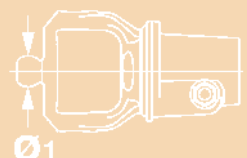
Description		17 Free rotation extérieur				18 Free rotation intérieur			
Série		Référence		D1 [mm]	T1 [mm]	Référence		D2 [mm]	T2 [mm]
		3 mètres	1 mètre			3 mètres	1 mètre		
		<b>S2</b>	A = 23.8 mm H = 61.3 mm	67/5040-350M3 123023000	67/5040-350M1 123023000	40.40	3.10	67/5040-360M3 125043000	67/5040-360M1 125043000
<b>S4</b>	A = 27.0 mm H = 74.6 mm	67/5040-351M3 123043000	67/5040-351M1 123043000	48.00	3.35	67/5040-361M3 125073000	67/5040-361M1 125073000	36.10	4.00
<b>S6</b>	A = 30.2 mm H = 79.4 mm	67/5040-352M3 123063000	67/5040-352M1 123063000	58.50	3.60	67/5040-362M3 125093000	67/5040-362M1 125093000	44.70	4.20

**Jointes pour tubes ext. et int. quadrilobés & "free rotation"**

Cardans - SFT

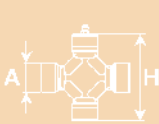
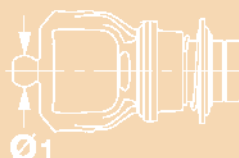
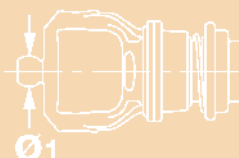
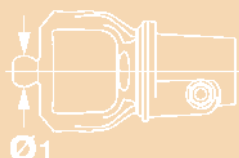
Description		7 Quadrilobé extérieur 1 3/8" - Z6 à poussoir		12 Quadrilobé intérieur 1 3/8" - Z6 à poussoir		15 Free rotation extérieur 1 3/8" - Z6 à poussoir		20 Free rotation intérieur 1 3/8" - Z6 à poussoir	
Série									
		Référence	D1 [mm]	Référence	D2 [mm]	Référence	D1 [mm]	Référence	D2 [mm]
<b>S1</b>	A = 22.0 mm H = 54.0 mm	67/5050-60 CS1GC049007	35.20	67/5050-80 CS1GC050007	30.80	-	-	-	-
<b>S2</b>	A = 23.8 mm H = 61.3 mm	67/5050-61 CS2GC049007	45.60	67/5050-81 CS2GC050007	39.60	67/5050-71 CS2GC083007	40.40	67/5050-91 CS2GC089007	29.00
<b>S4</b>	A = 27.0 mm H = 74.6 mm	67/5050-62 CS4GC049007	50.20	67/5050-82 CS4GC050007	44.20	67/5050-72 CS4GC083007	48.00	67/5050-92 CS4GC089007	36.10
<b>S5</b>	A = 30.2 mm H = 79.4 mm	67/5050-63 CS5GC049007	50.20	67/5050-83 CS5GC050007	44.20	-	-	-	-
<b>S6</b>	A = 30.2 mm H = 79.4 mm	67/5050-64 CS6GC049007	53.90	67/5050-84 CS6GC050007	46.90	67/5050-73 CS6GC083007	58.50	67/5050-93 CS6GC089007	44.70
<b>S7</b>	A = 30.2 mm H = 91.5 mm	67/5050-65 CS7GC049007	53.90	67/5050-85 CS7GC050007	46.90	-	-	-	-
<b>S8</b>	A = 34.9 mm H = 93.5 mm	67/5050-66 CS8GC049007	58.20	67/5050-86 CS8GC050007	51.20	-	-	-	-
<b>H8</b>	A = 34.9 mm H = 93.5 mm	67/5050-67 CH8GC049007	66.00	67/5050-87 CH8GC050007	58.50	-	-	-	-
<b>S9</b>	A = 34.9 mm H = 106.0 mm	67/5050-68 CS9GC049007	66.00	67/5050-88 CS9GC050007	58.50	-	-	-	-
<b>SH</b>	A = 42.0 mm H = 107.5 mm	67/5050-69 CSHGC049R10	70.20	67/5050-89 CSHGC050R10	61.70	-	-	-	-
<b>S0</b>	A = 42.0 mm H = 130.0 mm	67/5050-70 CS0GC049R10	70.20	67/5050-90 CS0GC050R10	61.70	-	-	-	-

**Mâchoires extérieures joints homocinétiques 80°**

Description		28 Verrou semi-automatique 1 3/8" - Z6		29 Verrou automatique 1 3/8" - Z6		40 Verrou à boulon 1 3/8" - Z6	
Série							
<b>S2</b>	A = 22.0 mm H = 86.0 mm	67/5030-320 5730E0384	Ø1 = 24 mm	67/5030-490 5730E0391	Ø1 = 24 mm	-	-
<b>S4</b>	A = 22.0 mm H = 86.0 mm	67/5030-320 5730E0384	Ø1 = 24 mm	67/5030-490 5730E0391	Ø1 = 24 mm	67/5030-510 5110E0361	Ø1 = 24 mm
<b>S6</b>	A = 27.0 mm H = 100.0 mm	67/5030-471 5730G0384	Ø1 = 28 mm	67/5030-491 5730G0391	Ø1 = 28 mm	67/5030-511 5110G0361	Ø1 = 28 mm
<b>S7</b>	A = 27.0 mm H = 100.0 mm	67/5030-471 5730G0384	Ø1 = 28 mm	67/5030-491 5730G0391	Ø1 = 28 mm	67/5030-511 5110G0361	Ø1 = 28 mm
<b>S8</b>	A = 30.2 mm H = 106.0 mm	67/5030-472 5730L0384	Ø1 = 34 mm	67/5030-492 5730L0391	Ø1 = 34 mm	67/5030-512 5110L0361	Ø1 = 34 mm
<b>H8</b>	A = 30.2 mm H = 106.0 mm	67/5030-472 5730L0384	Ø1 = 34 mm	67/5030-492 5730L0391	Ø1 = 34 mm	67/5030-512 5110L0361	Ø1 = 34 mm
<b>SH</b>	A = 34.9 mm H = 110.0 mm	-	-	-	-	-	-
		28 Verrou semi-automatique 1 3/8" - Z21		29 Verrou automatique 1 3/8" - Z21		40 Verrou à boulon 1 3/8" - Z21	
<b>S2</b>	A = 22.0 mm H = 86.0 mm	67/5030-473 5730E3784	Ø1 = 24 mm	67/5030-493 5730E3791	Ø1 = 24 mm	-	-
<b>S4</b>	A = 22.0 mm H = 86.0 mm	67/5030-473 5730E3784	Ø1 = 24 mm	67/5030-493 5730E3791	Ø1 = 24 mm	67/5030-513 5110E3761	Ø1 = 24 mm
<b>S6</b>	A = 27.0 mm H = 100.0 mm	67/5030-474 5730G3784	Ø1 = 28 mm	67/5030-494 5730G3791	Ø1 = 28 mm	67/5030-514 5110G3761	Ø1 = 28 mm
<b>S7</b>	A = 27.0 mm H = 100.0 mm	67/5030-474 5730G3784	Ø1 = 28 mm	67/5030-494 5730G3791	Ø1 = 28 mm	67/5030-514 5110G3761	Ø1 = 28 mm
<b>S8</b>	A = 30.2 mm H = 106.0 mm	67/5030-475 5730L3784	Ø1 = 34 mm	67/5030-495 5730L3791	Ø1 = 34 mm	67/5030-515 5110L3761	Ø1 = 34 mm
<b>H8</b>	A = 30.2 mm H = 106.0 mm	67/5030-475 5730L3784	Ø1 = 34 mm	67/5030-495 5730L3791	Ø1 = 34 mm	67/5030-515 5110L3761	Ø1 = 34 mm
<b>SH</b>	A = 34.9 mm H = 110.0 mm	-	-	-	-	-	-

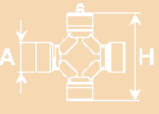
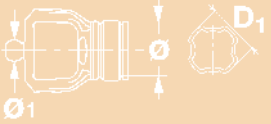
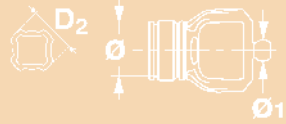
**Mâchoires extérieures joints homocinétiques 80°**

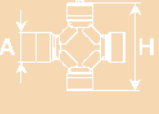
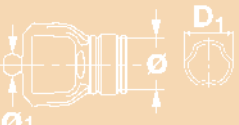
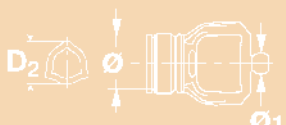
Cardans - SFT

Description		28 Verrou semi-automatique 1 3/4" - Z6		29 Verrou automatique 1 3/4" - Z6		40 Verrou à boulon 1 3/4" - Z6	
Série							
<b>S2</b>	A = 22.0 mm H = 86.0 mm	-	-	-	-	-	-
<b>S4</b>	A = 22.0 mm H = 86.0 mm	67/5030-476 5730E0484	Ø1 = 24 mm	67/5030-496 5730E0491	Ø1 = 24 mm	-	-
<b>S6</b>	A = 27.0 mm H = 100.0 mm	67/5030-477 5730G0484	Ø1 = 28 mm	67/5030-497 5730G0491	Ø1 = 28 mm	67/5030-517 5110G0461	Ø1 = 28 mm
<b>S7</b>	A = 27.0 mm H = 100.0 mm	67/5030-477 5730G0484	Ø1 = 28 mm	67/5030-497 5730G0491	Ø1 = 28 mm	67/5030-517 5110G0461	Ø1 = 28 mm
<b>S8</b>	A = 30.2 mm H = 106.0 mm	67/5030-478 5730L0484	Ø1 = 34 mm	67/5030-498 5730L0491	Ø1 = 34 mm	67/5030-518 5110L0461	Ø1 = 34 mm
<b>H8</b>	A = 30.2 mm H = 106.0 mm	67/5030-478 5730L0484	Ø1 = 34 mm	67/5030-498 5730L0491	Ø1 = 34 mm	67/5030-518 5110L0461	Ø1 = 34 mm
<b>SH</b>	A = 34.9 mm H = 110.0 mm	67/5030-479 5730N0484	Ø1 = 34 mm	67/5030-499 5730N0491	Ø1 = 34 mm	67/5030-519 5110N0451	Ø1 = 34 mm
		28 Verrou semi-automatique 1 3/4" - Z20		29 Verrou automatique 1 3/4" - Z20		40 Verrou à boulon 1 3/4" - Z20	
<b>S2</b>	A = 22.0 mm H = 86.0 mm	-	-	-	-	-	-
<b>S4</b>	A = 22.0 mm H = 86.0 mm	67/5030-480 5730E3884	Ø1 = 24 mm	67/5030-500 5730E3891	Ø1 = 24 mm	-	-
<b>S6</b>	A = 27.0 mm H = 100.0 mm	67/5030-481 5730G3884	Ø1 = 28 mm	67/5030-501 5730G3891	Ø1 = 28 mm	67/5030-521 5110G3861	Ø1 = 28 mm
<b>S7</b>	A = 27.0 mm H = 100.0 mm	67/5030-481 5730G3884	Ø1 = 28 mm	67/5030-501 5730G3891	Ø1 = 28 mm	67/5030-521 5110G3861	Ø1 = 28 mm
<b>S8</b>	A = 30.2 mm H = 106.0 mm	67/5030-482 5730L3884	Ø1 = 34 mm	67/5030-502 5730L3891	Ø1 = 34 mm	67/5030-522 5110L3861	Ø1 = 34 mm
<b>H8</b>	A = 30.2 mm H = 106.0 mm	67/5030-482 5730L3884	Ø1 = 34 mm	67/5030-502 5730L3891	Ø1 = 34 mm	67/5030-522 5110L3861	Ø1 = 34 mm
<b>SH</b>	A = 34.9 mm H = 110.0 mm	67/5030-483 5730N3884	Ø1 = 34 mm	67/5030-503 5730N3891	Ø1 = 34 mm	67/5030-523 5110N3851	Ø1 = 34 mm



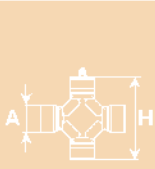
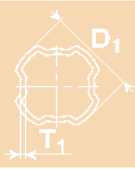

**Mâchoires pour tubes ext. & int. joints homocinétiques 80°**

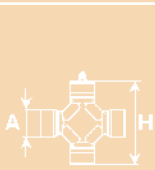


Description		32 Quadrilobé extérieur				34 Quadrilobé intérieur			
Série									
		Référence	Ø [mm]	Ø1 [mm]	D1 [mm]	Référence	Ø [mm]	Ø1 [mm]	D2 [mm]
<b>S2</b>	A = 22.0 mm H = 86.0 mm	67/5030-601 2150E6860	73.00	24.00	45.60	67/5030-611 2150E6861	73.00	24.00	40.10
<b>S4</b>	A = 22.0 mm H = 86.0 mm	67/5030-602 2150E6871	73.00	24.00	50.20	67/5030-612 2150E6872	73.00	24.00	44.70
<b>S6</b>	A = 27.0 mm H = 100.0 mm	67/5030-603 2150G6871	89.00	28.00	53.90	67/5030-613 2150G6872	89.00	28.00	47.40
<b>S7</b>	A = 27.0 mm H = 100.0 mm	67/5030-603 2150G6871	89.00	28.00	53.90	67/5030-613 2150G6872	89.00	28.00	47.40
<b>S8</b>	A = 30.2 mm H = 106.0 mm	67/5030-604 2150L6871	89.00	34.00	58.20	67/5030-614 2150L6872	89.00	34.00	51.70
<b>H8</b>	A = 30.2 mm H = 106.0 mm	67/5030-605 2150L6867	89.00	34.00	66.00	67/5030-615 2150L6868	89.00	34.00	59.00
<b>SH</b>	A = 34.9 mm H = 110.0 mm	67/5030-606 2150N6851	99.00	34.00	70.20	67/5030-616 2150N6852	99.00	34.00	62.20

Description		33 Free rotation extérieur				35 Free rotation intérieur			
Série									
		Référence	Ø [mm]	Ø1 [mm]	D1 [mm]	Référence	Ø [mm]	Ø1 [mm]	D2 [mm]
<b>S2</b>	A = 22.0 mm H = 86.0 mm	Référence	Ø [mm]	Ø1 [mm]	D1 [mm]	Référence	Ø [mm]	Ø1 [mm]	D2 [mm]
<b>S4</b>	A = 22.0 mm H = 86.0 mm	67/5030-607 2150E6880	73.00	24.00	40.40	67/5030-617 2150E6881	73.00	24.00	29.50
<b>S6</b>	A = 27.0 mm H = 100.0 mm	67/5030-608 2150E6883	73.00	24.00	48.00	67/5030-618 2150E6884	73.00	24.00	36.60



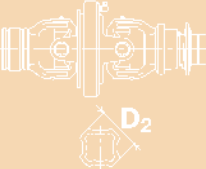
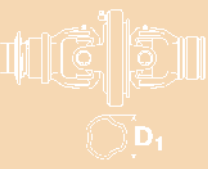
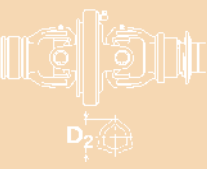
**Tubes ext. et int. pour joints homocinétiques 80°**

Cardans - SFT

Description		43 Quadrilobé extérieur				44 Quadrilobé intérieur			
Série									
		Référence		D1 [mm]	T1 [mm]	Référence		D2 [mm]	T2 [mm]
		3 mètres	1 mètre			3 mètres	1 mètre		
<b>S2</b>	A = 22.0 mm H = 86.0 mm	67/5040-370M3 122223000	67/5040-370M1 122223000	45.60	2.50	67/5040-380M3 2454L3000	67/5040-380M1 2454L3000	40.10	3.25
<b>S4</b>	A = 22.0 mm H = 86.0 mm	67/5040-371M3 122433000	67/5040-371M1 122433000	50.20	2.50	67/5040-381M3 2453G3000	67/5040-381M1 2453G3000	44.70	3.75
<b>S6</b>	A = 27.0 mm H = 100.0 mm	67/5040-372M3 122463000	67/5040-372M1 122463000	53.90	3.00	67/5040-382M3 2453N3000	67/5040-382M1 2453N3000	47.40	4.75
<b>S7</b>	A = 27.0 mm H = 100.0 mm	67/5040-262M3 122673000	67/5040-262M1 122673000	53.90	3.00	67/5040-383M3 2454V3000	67/5040-383M1 2454V3000	47.40	4.75
<b>S8</b>	A = 30.2 mm H = 106.0 mm	67/5040-374M3 122253000	67/5040-374M1 122253000	58.20	3.00	67/5040-384M3 2454D3000	67/5040-384M1 2454D3000	51.70	5.25
<b>H8</b>	A = 30.2 mm H = 106.0 mm	67/5040-375M3 122273000	67/5040-375M1 122273000	66.00	3.25	67/5040-385M3 2453V3000	67/5040-385M1 2453V3000	59.00	4.75
<b>SH</b>	A = 34.9 mm H = 110.0 mm	67/5040-376M3 122283000	67/5040-376M1 122283000	70.20	3.75	67/5040-386M3 2454E3000	67/5040-386M1 2454E3000	62.20	6.00

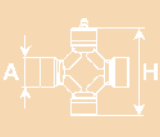

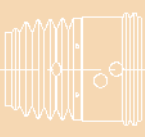

Description		45 Free rotation extérieur				46 Free rotation intérieur			
Série									
		Référence		D1 [mm]	T1 [mm]	Référence		D2 [mm]	T2 [mm]
		3 mètres	1 mètre			3 mètres	1 mètre		
<b>S2</b>	A = 22.0 mm H = 86.0 mm	67/5040-390M3 123123000	67/5040-390M1 123123000	40.40	2.85	67/5040-400M3 245043000	67/5040-400M1 245043000	29.50	4.25
<b>S4</b>	A = 22.0 mm H = 86.0 mm	67/5040-391M3 123143000	67/5040-391M1 123143000	48.00	3.10	67/5040-401M3 245103000	67/5040-401M1 245103000	36.60	4.25
<b>S6</b>	A = 27.0 mm H = 100.0 mm	67/5040-392M3 123163000	67/5040-392M1 123163000	58.50	3.35	67/5040-402M3 245163000	67/5040-402M1 245163000	45.20	4.45

**Jointes pour tubes ext. et int. quadrilobés & "free rotation" 80°**

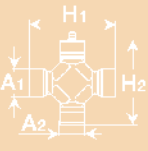
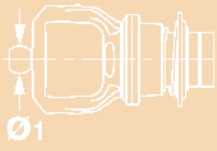
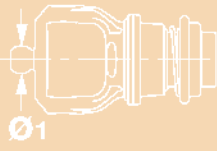
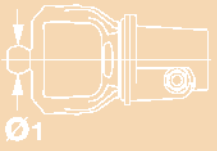
Description		36 Quadrilobé extérieur 1 3/8" - Z6 semi-aut.		38 Quadrilobé intérieur 1 3/8" - Z6 semi-aut.		37 Free rotation extérieur 1 3/8" - Z6 semi-aut.		39 Free rotation intérieur 1 3/8" - Z6 semi-aut.	
Série									
		Référence	D1 [mm]	Référence	D2 [mm]	Référence	D1 [mm]	Référence	D2 [mm]
<b>S2</b>	A = 22.0 mm H = 86.0 mm	<b>67/5060-30</b> CS2GWW49WR7	45.60	<b>67/5060-40</b> CS2GWW50WR7	40.10	<b>67/5060-37</b> CS2GWW83WR7	40.40	<b>67/5060-47</b> CS2GWW89WR7	29.50
<b>S4</b>	A = 22.0 mm H = 86.0 mm	<b>67/5060-31</b> CS4GWW49WR7	50.20	<b>67/5060-41</b> CS4GWW50WR7	44.70	<b>67/5060-38</b> CS4GWW83WR7	48.00	<b>67/5060-48</b> CS4GWW89WR7	36.60
<b>S6</b>	A = 27.0 mm H = 100.0 mm	<b>67/5060-32</b> CS6GWW49WR7	53.90	<b>67/5060-42</b> CS6GWW50WR7	47.40	-	-	-	-
<b>S7</b>	A = 27.0 mm H = 100.0 mm	<b>67/5060-33</b> CS7GWW49WR7	53.90	<b>67/5060-43</b> CS7GWW50WR7	47.40	<b>67/5060-39</b> CS6GWW83WR7	58.50	<b>67/5060-49</b> CS6GWW89WR7	45.20
<b>S8</b>	A = 30.2 mm H = 106.0 mm	<b>67/5060-34</b> CS8GWW49WR7	58.20	<b>67/5060-44</b> CS8GWW50WR7	51.70	-	-	-	-
<b>H8</b>	A = 30.2 mm H = 106.0 mm	<b>67/5060-35</b> CH8GWW49WR7	66.00	<b>67/5060-45</b> CH8GWW50WR7	59.00	-	-	-	-
<b>SH</b>	A = 34.9 mm H = 110.0 mm	<b>67/5060-36</b> CSHGWW49WR0	70.20	<b>67/5060-46</b> CSHGWW50WR0	62.20	-	-	-	-

**jointes homocinétiques 80°**

Cardans - SFT

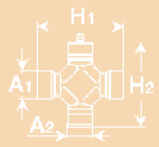
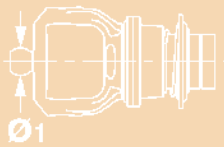

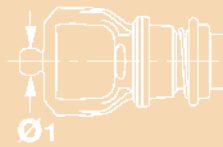

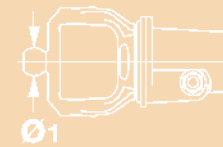

Description		<b>31</b> Corps central	<b>47</b> Gaine de protection	<b>48</b> Palier de gaine de protection
Série				
<b>S2</b>	A = 22.0 mm H = 86.0 mm	<b>67/5100-120</b> 5110E0052	<b>67/5010-240</b> 2190E0121	<b>67/5010-250</b> 2550E0005R02
<b>S4</b>	A = 22.0 mm H = 86.0 mm	<b>67/5100-120</b> 5110E0052	<b>67/5010-240</b> 2190E0121	<b>67/5010-250</b> 2550E0005R02
<b>S6</b>	A = 27.0 mm H = 100.0 mm	<b>67/5100-121</b> 5110G0061	<b>67/5010-241</b> 2190G0141	<b>67/5010-251</b> 2550G0024R02
<b>S7</b>	A = 27.0 mm H = 100.0 mm	<b>67/5100-122</b> 5110H0051	<b>67/5010-241</b> 2190G0141	<b>67/5010-251</b> 2550G0024R02
<b>S8</b>	A = 30.2 mm H = 106.0 mm	<b>67/5100-123</b> 5110L0063	<b>67/5010-242</b> 2190L0121	<b>67/5010-252</b> 2550L0023R02
<b>H8</b>	A = 30.2 mm H = 106.0 mm	<b>67/5100-123</b> 5110L0063	<b>67/5010-242</b> 2190L0121	<b>67/5010-252</b> 2550L0023R02
<b>SH</b>	A = 34.9 mm H = 110.0 mm	<b>67/5100-124</b> 5110N0051	<b>67/5010-243</b> 2190N0122	<b>67/5010-252</b> 2550L0023R02

**Mâchoires extérieures joints homocinétiques 80° SFT 003**

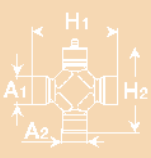
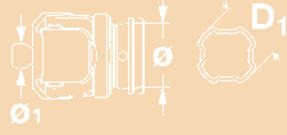
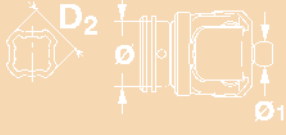
Description		68 Verrou semi-automatique 1 3/8" - Z6		69 Verrou automatique 1 3/8" - Z6		78 Verrou à boulon 1 3/8" - Z6	
Série							
<b>S2</b>	A1 = 22.0 mm H1 = 76.0 mm A2 = 23.8 mm H2 = 77.6 mm	67/5030-530 5730C0369	Ø1 = 21 mm	-	-	-	-
<b>S4</b>	A1 = 22.0 mm H1 = 82.0 mm A2 = 23.8 mm H2 = 83.6 mm	67/5030-531 5730D0386	Ø1 = 24 mm	-	-	67/5030-560 5110E0355	Ø1 = 24 mm
<b>S6</b>	A1 = 27.0 mm H1 = 90.0 mm A2 = 30.2 mm H2 = 92.0 mm	67/5030-532 5730G0387	Ø1 = 30 mm	67/5030-550 5730G0380	Ø1 = 30 mm	67/5030-561 5110G0355	Ø1 = 30 mm
<b>S8</b>	A1 = 30.2 mm H1 = 106.0 mm A2 = 34.9 mm H2 = 109.0 mm	67/5030-533 5730L0399	Ø1 = 34 mm	67/5030-551 5730L0380	Ø1 = 34 mm	67/5030-562 5110L0355	Ø1 = 34 mm
		68 Verrou semi-automatique 1 3/8" - Z21		69 Verrou automatique 1 3/8" - Z21		78 Verrou à boulon 1 3/8" - Z21	
<b>S2</b>	A1 = 22.0 mm H1 = 76.0 mm A2 = 23.8 mm H2 = 77.6 mm	67/5030-534 5730C3787	Ø1 = 21 mm	-	-	-	-
<b>S4</b>	A1 = 22.0 mm H1 = 82.0 mm A2 = 23.8 mm H2 = 83.6 mm	67/5030-535 5730D3779	Ø1 = 24 mm	-	-	67/5030-563 5110E3755	Ø1 = 24 mm
<b>S6</b>	A1 = 27.0 mm H1 = 90.0 mm A2 = 30.2 mm H2 = 92.0 mm	67/5030-536 5730G3789	Ø1 = 30 mm	67/5030-552 5730G3780	Ø1 = 30 mm	67/5030-564 5110G3755	Ø1 = 30 mm
<b>S8</b>	A1 = 30.2 mm H1 = 106.0 mm A2 = 34.9 mm H2 = 109.0 mm	67/5030-537 5730L3799	Ø1 = 34 mm	67/5030-553 5730L3780	Ø1 = 34 mm	67/5030-565 5110L3755	Ø1 = 34 mm

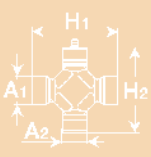
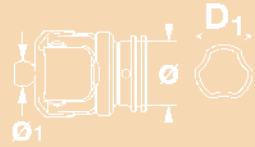
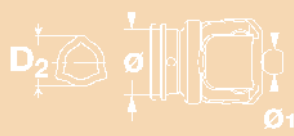
**Mâchoires extérieures joints homocinétiques 80° SFT 003**

Cardans - SFT

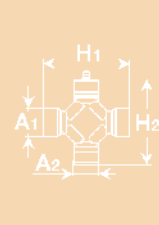
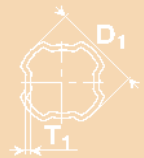

Description		68 Verrou semi-automatique 1 3/4" - Z6		69 Verrou automatique 1 3/4" - Z6		78 Verrou à boulon 1 3/4" - Z6	
Série							
<b>S2</b>	A1 = 22.0 mm H1 = 76.0 mm A2 = 23.8 mm H2 = 77.6 mm	-	-	-	-	-	-
<b>S4</b>	A1 = 22.0 mm H1 = 82.0 mm A2 = 23.8 mm H2 = 83.6 mm	-	-	-	-	-	-
<b>S6</b>	A1 = 27.0 mm H1 = 90.0 mm A2 = 30.2 mm H2 = 92.0 mm	67/5030-538 5730G0486	Ø1 = 30 mm	67/5030-554 5730G0480	Ø1 = 30 mm	67/5030-566 5110G0455	Ø1 = 30 mm
<b>S8</b>	A1 = 30.2 mm H1 = 106.0 mm A2 = 34.9 mm H2 = 109.0 mm	67/5030-539 5730L0499	Ø1 = 34 mm	67/5030-555 5730L0480	Ø1 = 34 mm	67/5030-567 5110L0455	Ø1 = 34 mm
		68 Verrou semi-automatique 1 3/4" - Z20		69 Verrou automatique 1 3/4" - Z20		78 Verrou à boulon 1 3/4" - Z20	
<b>S2</b>	A1 = 22.0 mm H1 = 76.0 mm A2 = 23.8 mm H2 = 77.6 mm	-	-	-	-	-	-
<b>S4</b>	A1 = 22.0 mm H1 = 82.0 mm A2 = 23.8 mm H2 = 83.6 mm	-	-	-	-	-	-
<b>S6</b>	A1 = 27.0 mm H1 = 90.0 mm A2 = 30.2 mm H2 = 92.0 mm	67/5030-540 5730G3878	Ø1 = 30 mm	67/5030-556 5730G3880	Ø1 = 30 mm	67/5030-568 5110G3855	Ø1 = 30 mm
<b>S8</b>	A1 = 30.2 mm H1 = 106.0 mm A2 = 34.9 mm H2 = 109.0 mm	67/5030-541 5730L3899	Ø1 = 34 mm	67/5030-557 5730L3880	Ø1 = 34 mm	67/5030-569 5110L3855	Ø1 = 34 mm

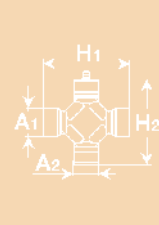

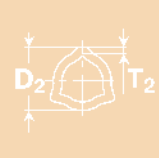
**Mâchoires pour tubes ext. & int. joints homocinét. 80° SFT 003**

Description		72 Quadrilobé extérieur				74 Quadrilobé intérieur			
Série									
		Référence	Ø [mm]	Ø1 [mm]	D1 [mm]	Référence	Ø [mm]	Ø1 [mm]	D2 [mm]
<b>S2</b>	A1 = 22.0 mm H1 = 76.0 mm A2 = 23.8 mm H2 = 77.6 mm	67/5030-620 2150C6860	57.00	21.00	45.60	67/5030-630 2150C6861	57.00	21.00	40.10
<b>S4</b>	A1 = 22.0 mm H1 = 82.0 mm A2 = 23.8 mm H2 = 83.6 mm	67/5030-621 2150E6851	57.00	24.00	50.20	67/5030-631 2150D6866	57.00	24.00	44.70
<b>S6</b>	A1 = 27.0 mm H1 = 90.0 mm A2 = 30.2 mm H2 = 92.0 mm	67/5030-622 2150G6876	77.00	30.00	53.90	67/5030-632 2150G6877	77.00	30.00	47.40
<b>S8</b>	A1 = 30.2 mm H1 = 106.0 mm A2 = 34.9 mm H2 = 109.0 mm	67/5030-623 2150L6862	85.00	34.00	58.20	67/5030-633 2150L6865	85.00	34.00	51.70

Description		73 Free rotation extérieur				75 Free rotation intérieur			
Série									
		Référence	Ø [mm]	Ø1 [mm]	D1 [mm]	Référence	Ø [mm]	Ø1 [mm]	D2 [mm]
<b>S2</b>	A1 = 22.0 mm H1 = 76.0 mm A2 = 23.8 mm H2 = 77.6 mm	Référence	Ø [mm]	Ø1 [mm]	D1 [mm]	Référence	Ø [mm]	Ø1 [mm]	D2 [mm]
<b>S4</b>	A1 = 22.0 mm H1 = 82.0 mm A2 = 23.8 mm H2 = 83.6 mm	67/5030-607 2150E6880	73.00	24.00	40.40	67/5030-617 2150E6881	73.00	24.00	29.50
<b>S6</b>	A1 = 27.0 mm H1 = 90.0 mm A2 = 30.2 mm H2 = 92.0 mm	67/5030-608 2150E6883	73.00	24.00	48.00	67/5030-618 2150E6884	73.00	24.00	36.60

**Tubes ext. et int. pour joints homocinétiques 80° SFT 003**

Description		81 Quadrilobé extérieur				82 Quadrilobé intérieur			
Série									
		Référence		D1 [mm]	T1 [mm]	Référence		D2 [mm]	T2 [mm]
		3 mètres	1 mètre			3 mètres	1 mètre		
<b>S2</b>	A1 = 22.0 mm / H1 = 76.0 mm A2 = 23.8 mm / H2 = 77.6 mm	67/5040-370M3 122223000	67/5040-370M1 122223000	45.60	2.50	67/5040-380M3 2454L3000	67/5040-380M1 2454L3000	40.10	3.25
<b>S4</b>	A1 = 22.0 mm / H1 = 82.0 mm A2 = 23.8 mm / H2 = 83.6 mm	67/5040-371M3 122433000	67/5040-371M1 122433000	50.20	2.50	67/5040-381M3 2453G3000	67/5040-381M1 2453G3000	44.70	3.75
<b>S6</b>	A1 = 27.0 mm / H1 = 90.0 mm A2 = 30.2 mm / H2 = 92.0 mm	67/5040-372M3 122463000	67/5040-372M1 122463000	53.90	3.00	67/5040-382M3 2453N3000	67/5040-382M1 2453N3000	47.40	4.75
<b>S8</b>	A1 = 30.2 mm / H1 = 106.0 mm A2 = 34.9 mm / H2 = 109.0 mm	67/5040-374M3 122253000	67/5040-374M1 122253000	58.20	3.00	67/5040-384M3 2454D3000	67/5040-384M1 2454D3000	51.70	5.25

Description		83 Free rotation extérieur				84 Free rotation intérieur			
Série									
		Référence		D1 [mm]	T1 [mm]	Référence		D2 [mm]	T2 [mm]
		3 mètres	1 mètre			3 mètres	1 mètre		
<b>S2</b>	A1 = 22.0 mm / H1 = 76.0 mm A2 = 23.8 mm / H2 = 77.6 mm	67/5040-390M3 123123000	67/5040-390M1 123123000	40.40	2.85	67/5040-400M3 245043000	67/5040-400M1 245043000	29.50	4.25
<b>S4</b>	A1 = 22.0 mm / H1 = 82.0 mm A2 = 23.8 mm / H2 = 83.6 mm	67/5040-391M3 123143000	67/5040-391M1 123143000	48.00	3.10	67/5040-401M3 245103000	67/5040-401M1 245103000	36.60	4.25
<b>S6</b>	A1 = 30.2 mm / H1 = 106.0 mm A2 = 34.9 mm / H2 = 109.0 mm	67/5040-392M3 123163000	67/5040-392M1 123163000	58.50	3.35	67/5040-402M3 245163000	67/5040-402M1 245163000	45.20	4.45



**Jointes pour tubes ext. et int. quadrilobés 80° SFT 003**

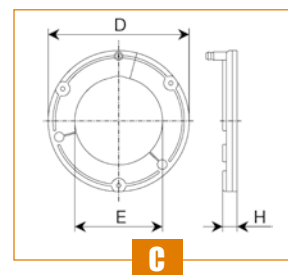
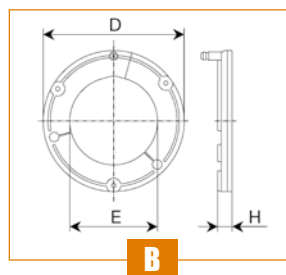
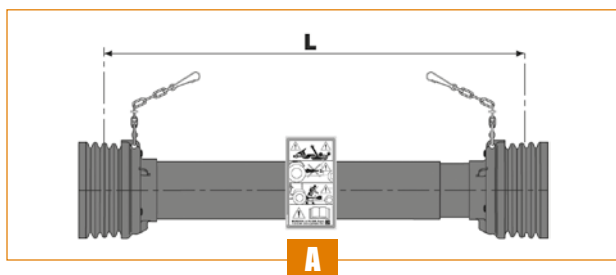
Description		76 Quadrilobé extérieur 1 3/8" - Z6 semi-aut.	77 Quadrilobé intérieur 1 3/8" - Z6 semi-aut.		
Série					
		Référence	D1 [mm]	Référence	D2 [mm]
<b>S2</b>	A1 = 22.0 mm / H1 = 76.0 mm A2 = 23.8 mm / H2 = 77.6 mm	67/5060-50 CS2GZZ49ZR7	45.60	67/5060-54 CS2GZZ50ZR7	40.10
<b>S4</b>	A1 = 22.0 mm / H1 = 82.0 mm A2 = 23.8 mm / H2 = 83.6 mm	67/5060-51 CS4GZZ49ZR7	50.20	67/5060-55 CS4GZZ50ZR7	44.70
<b>S6</b>	A1 = 27.0 mm / H1 = 90.0 mm A2 = 30.2 mm / H2 = 92.0 mm	67/5060-52 CS6GZZ49ZR7	53.90	67/5060-56 CS6GZZ50ZR7	47.40
<b>S8</b>	A1 = 30.2 mm / H1 = 106.0 mm A2 = 34.9 mm / H2 = 109.0 mm	67/5060-53 CS8GZZ49ZR7	58.20	67/5060-57 CS8GZZ50ZR7	51.70

**jointes homocinétiques 80° SFT 003**

Description		71 Corps central	85 Gaine de protection	86 Anneau métallique	87 Gaine rigide	87a Palier de gaine de protection
Série						
		Référence	Référence	Référence	Référence	Référence
<b>S2</b>	A1 = 22.0 mm / H1 = 76.0 mm A2 = 23.8 mm / H2 = 77.6 mm	67/5100-125 5110C001	67/5010-244 2190D0111	67/5010-254 240000940	67/5010-237 2190D0107	67/5010-257 2550D0007
<b>S4</b>	A1 = 22.0 mm / H1 = 82.0 mm A2 = 23.8 mm / H2 = 83.6 mm	67/5100-126 5110E0051	67/5010-244 2190D0111	67/5010-254 240000940	67/5010-237 2190D0107	67/5010-257 2550D0007
<b>S6</b>	A1 = 27.0 mm / H1 = 90.0 mm A2 = 30.2 mm / H2 = 92.0 mm	67/5100-127 5110G0056	67/5010-245 2190G0111	67/5010-255 240000943	67/5010-238 2190G0107	67/5010-258 2550G0007
<b>S8</b>	A1 = 30.2 mm / H1 = 106.0 mm A2 = 34.9 mm / H2 = 109.0 mm	67/5100-128 5110L0056	67/5010-246 2190L0111	67/5010-256 240000946	67/5010-239 2190L0107	67/5010-259 2550L0007

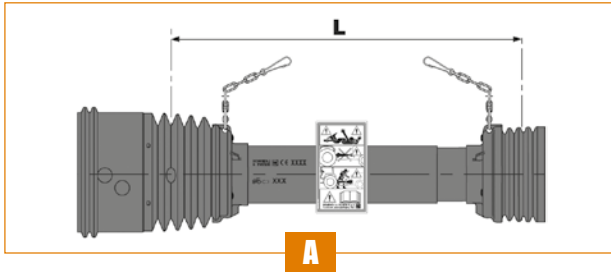
**Protecteurs et paliers pour cardans standards**

Cardans - SFT

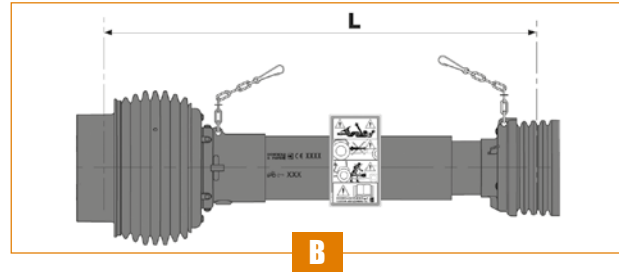


Série	A B H	A Protecteur standard complet avec palier		B Palier seul pour tube extérieur			C Palier seul pour tube intérieur				
		L = 860 mm	L = 1210 mm	Référence	D [mm]	E [mm]	H [mm]	Référence	D [mm]	E [mm]	H [mm]
<b>S1</b>	A = 22.0 mm H = 54.0 mm	67/5010-260 5CS1086CESS	67/5010-280 5CS1121CESS	67/5010-271 2550A0001R02	100	59	12	67/5010-291 2550A0002R02	100	56	12
<b>S2</b>	A = 23.8 mm H = 61.3 mm										
<b>S4</b>	A = 27.0 mm H = 74.6 mm	67/5010-262 5CS4086CESS	67/5010-282 5CS4121CESS	67/5010-272 2550C0001R02	118	73	12	67/5010-292 2550C0002R02	118	70	12
<b>S5</b>	A = 30.2 mm H = 79.4 mm										
<b>S6</b>	A = 30.2 mm H = 79.4 mm	67/5010-264 5CS6086CESS	67/5010-284 5CS6121CESS								
<b>S7</b>	A = 30.2 mm H = 91.5 mm			67/5010-273 2550G0001R02	132	89	12	67/5010-293 2550G0002R02	132	86	12
<b>S8</b>	A = 34.9 mm H = 93.5 mm	67/5010-266 5CS8086CESS	67/5010-286 5CS8121CESS								
<b>H8</b>	A = 34.9 mm H = 93.5 mm										
<b>S9</b>	A = 34.9 mm H = 106.0 mm	67/5010-268 5CS9086CESS	67/5010-288 5CS9121CESS	67/5010-274 2550L0001R02	144	99	12	67/5010-294 2550L0002R02	144	96	12
<b>SH</b>	A = 42.0 mm H = 107.5 mm	67/5010-269 5CSH086CESS	67/5010-289 5CSH121CESS	67/5010-275 2550M0001R02	146	103	24	67/5010-295 2550M0002R02	146	100	24
<b>S0</b>	A = 42.0 mm H = 130.0 mm										

**Protecteurs pour cardans avec 1 joint homocinétiques 80°**



**A**



**B**

Série		A Joint homocinétique 80°			B Joint homocinétique 80° SFT 003	
		L = 860 mm	L = 1210 mm		L = 860 mm	L = 1210 mm
<b>S2</b>	A = 22.0 mm H = 86.0 mm	<b>67/5010-300</b> 5CS2086CEWS	<b>67/5010-310</b> 5CS2121CEWS	A1 = 22.0 mm / H1 = 76.0 mm A2 = 23.8 mm / H2 = 77.6 mm	<b>67/5010-276</b> 5CS2086CEZS	<b>67/5010-296</b> 5CS2121CEZS
<b>S4</b>	A = 22.0 mm H = 86.0 mm	<b>67/5010-301</b> 5CS4086CEWS	<b>67/5010-311</b> 5CS4121CEWS	A1 = 22.0 mm / H1 = 82.0 mm A2 = 23.8 mm / H2 = 83.6 mm	<b>67/5010-277</b> 5CS4086CEZS	<b>67/5010-297</b> 5CS4121CEZS
<b>S6</b>	A = 27.0 mm H = 100.0 mm	<b>67/5010-302</b> 5CS6086CEWS	<b>67/5010-312</b> 5CS6121CEWS	A1 = 27.0 mm / H1 = 90.0 mm A2 = 30.2 mm / H2 = 92.0 mm	<b>67/5010-278</b> 5CS6086CEZS	<b>67/5010-298</b> 5CS6121CEZS
<b>S7</b>	A = 27.0 mm H = 100.0 mm	<b>67/5010-303</b> 5CS7086CEWS	<b>67/5010-313</b> 5CS7121CEWS	-	-	-
<b>S8</b>	A = 30.2 mm H = 106.0 mm	<b>67/5010-304</b> 5CS8086CEWS	<b>67/5010-314</b> 5CS8121CEWS	A1 = 30.2 mm / H1 = 106.0 mm A2 = 34.9 mm / H2 = 109.0 mm	<b>67/5010-279</b> 5CS8086CEZS	<b>67/5010-299</b> 5CS8121CEZS
<b>H8</b>	A = 30.2 mm H = 106.0 mm	<b>67/5010-305</b> 5CH8086CEWS	<b>67/5010-315</b> 5CH8121CEWS	-	-	-
<b>SH</b>	A = 34.9 mm H = 110.0 mm	<b>67/5010-306</b> 5CSH086CEWS	<b>67/5010-316</b> 5CSH121CEWS	-	-	-

## PTO PARTS

### Mâchoires Autolok - Autolok yokes Autolok Gabeln - Autolok Gaffels Autolok enganches


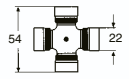
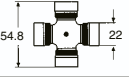
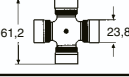

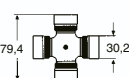

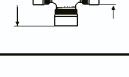



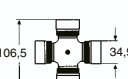

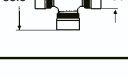
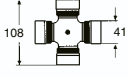
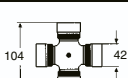
La mâchoire AutoLok contient un anneau de verrouillage qui se tire vers l'arrière avant la présentation de la mâchoire sur l'arbre du tracteur et/ou de la machine. L'anneau reste bloqué en arrière jusqu'à ce que la mâchoire se trouve en position correcte sur l'arbre, ensuite l'anneau se ferme et verrouille la transmission.

Pour démonter la mâchoire de l'arbre, l'anneau est tiré et maintenu en arrière afin que la mâchoire puisse libérer l'arbre.

The Autolok yokes has a locking collar which is pulled back before connecting the yoke to the tractor PTO shft. The collar will remain in the released position until the yoke is fitted onto the PTO, where it will automatically lock into the groove.

To disconnect the yoke from the PTO, the locking collar is pulled back to release the Autolok. By continuing to pull the collar, the yoke slides off the PTO.

Croisillon U-Joint		
	1 3/8" - Z6	<b>67/5030-280</b>
	1 3/8" - Z6	<b>67/5030-281</b>
	1 3/8" - Z6 1 3/8" - Z21	<b>67/5030-282</b> <b>67/5030-283</b>
	1 3/8" - Z6 1 3/8" - Z21 1 3/4" - Z6	<b>67/5030-284</b> <b>67/5030-285</b> <b>67/5030-286</b>
	1 3/8" - Z6 1 3/8" - Z21 1 3/4" - Z6 1 3/4" - Z20	<b>67/5030-287</b> <b>67/5030-288</b> <b>67/5030-289</b> <b>67/5030-290</b>
	1 3/8" - Z6 1 3/8" - Z21 1 3/4" - Z6 1 3/4" - Z20	<b>67/5030-295</b> <b>67/5030-296</b> <b>67/5030-297</b> <b>67/5030-298</b>
	1 3/8" - Z6 1 3/8" - Z21 1 3/4" - Z6 1 3/4" - Z20	<b>67/5030-291</b> <b>67/5030-292</b> <b>67/5030-293</b> <b>67/5030-294</b>

Croisillon U-Joint		
	1 3/8" - Z6 1 3/8" - Z21 1 3/4" - Z6 1 3/4" - Z20	<b>67/5030-303</b> <b>67/5030-304</b> <b>67/5030-305</b> <b>67/5030-306</b>
	1 3/8" - Z6 1 3/8" - Z21 1 3/4" - Z6 1 3/4" - Z20	<b>67/5030-299</b> <b>67/5030-300</b> <b>67/5030-301</b> <b>67/5030-302</b>
	1 3/8" - Z6 1 3/8" - Z21 1 3/4" - Z6 1 3/4" - Z20	<b>67/5030-307</b> <b>67/5030-308</b> <b>67/5030-309</b> <b>67/5030-310</b>
	1 3/8" - Z6 1 3/8" - Z21 1 3/4" - Z6 1 3/4" - Z20	<b>67/5030-311</b> <b>67/5030-312</b> <b>67/5030-313</b> <b>67/5030-314</b>
<b>Grand angle / Wide angle 80°</b>		
	1 3/8" - Z6 1 3/8" - Z21 1 3/4" - Z6 1 3/4" - Z20	<b>67/5030-315</b> <b>67/5030-316</b> <b>67/5030-317</b> <b>67/5030-318</b>

Les références de pièces sont indicatives.  
Nos pièces ne sont pas d'origines

Parts numbers are quoted for reference purposes only.  
Our parts and accessories are not original



## PTO PARTS

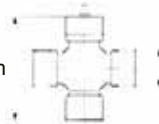

Joint grand-angle - Wide angle CV-joint - Groothoek -  
Weitwinkel-Gelenke - Junta angular

**BYPY**  
(New-Holland)



42°



Parts N°	Fig.	Rempl. / Repl. Walterscheid	Remarques - Comments - Opmerkingen - Anmerkungen - Comentarios
67/5030-277	1	218066861	Pour tube - For tube - Für Rohr - Voor buis - Para tubo 45 mm
67/5020-101	2	412060021	99,4 mm  30,2 mm
67/5100-115	3	208060061	
67/5030-276	4	516060455	Extérieure - Outer - Aussen - Buiten - Externo 1" 3/4 z 6 Serrage par boulon conique Clamping with conical bolt Befestigung mit konischer Schraube Bevestiging met conische bout Cierre con perno cónico
67/5100-116	5	363344011	Ø 19/34 mm
67/5010-236	6	246000116	 51,5 mm

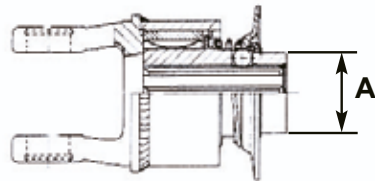
Les références des pièces sont indicatives.  
Nos pièces ne sont pas d'origine.

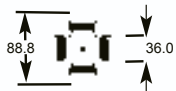
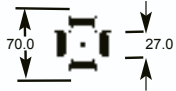
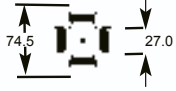

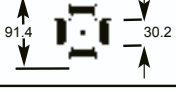
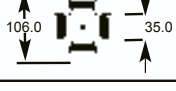


Part numbers are quoted for reference purposes only.  
Our parts and accessories are not original.



## PTO PARTS

Roues libres rotation gauche - LH Overrunning clutches - Links drehend freilaufkupplungen links - Links draaiend vrijloopkoppelingen links - Ruedas libres rotación izquierda



Universal joints	N° Parts	Type	Torque N.m	A	Rempl. BYPY
	<b>67/5081-11</b>	RLP2	-	1 3/8" Z6	
	<b>67/5081-3</b>	RLP1	1600	1 3/8" Z6	602103001R
	<b>67/5081-4</b>	RLP1	1600	1 3/8" Z6	
	<b>67/5081-13</b>	RLP2	2400	1 3/8" Z6	602217201
	<b>67/5081-18</b>	RLP1	1600	1 3/8" Z6	
	<b>67/5081-9</b>	RLP3	4000	1 3/8" Z6	602208201R
	<b>67/5081-8</b>	RLP2	3000	1 3/8" Z6	
	<b>67/5081-10</b>	RLP2	-	1 3/8" Z6	

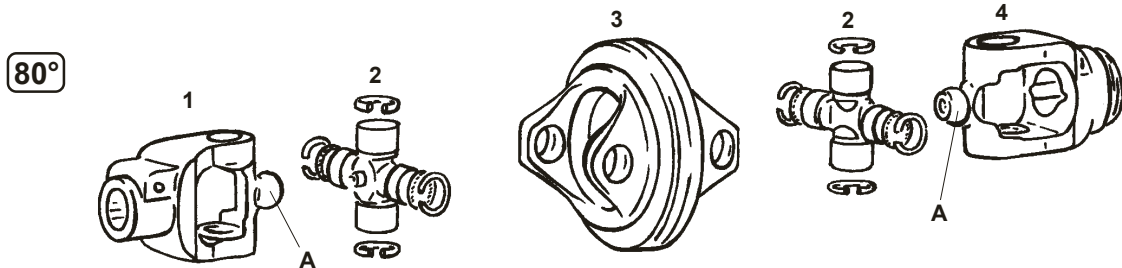
Les références des pièces sont indicatives.  
Nos pièces ne sont pas d'origine.

Part numbers are quoted for reference purposes only.  
Our parts and accessories are not original.



## PTO PARTS

Joint grand-angle - Wide angle CV-joint - Groothoek -  
Weitwinkel-Gelenke - Junta gran angular



Part N°	Fig.	Rempl. / Repl. Walterscheid	Remarques - Comments - Opmerkingen - Anmerkungen - Comentarios
<b>W.2380</b>			
67/5030-234	1	21.10.810	1 <sup>3/8</sup> " Z6 / A : Ø 24 mm
67/5030-235	1	21.19.810	1 <sup>3/8</sup> " Z21 / A : Ø 24 mm
67/5020-18	2	21.06.00	Ø 27 x 75 - Ø 24 x 91
67/5100-12	3	21.95.05	
67/5030-236	4	21.42.810	1b intérieur / inner / binnen / Innen / interno, Ø 39,5 mm, A : Ø 24 mm
67/5030-237	4	21.43.810	2a extérieur / outer / buiten / Außen / externo, Ø 48 mm, A : Ø 24 mm
67/5030-255 <b>NEW</b>	4	21.11.810	Ov intérieur / inner / binnen / Innen / interno, Ø 34,5 mm, A : Ø 24 mm
67/5030-256 <b>NEW</b>	4	21.12.810	1 extérieur / outer / buiten / Außen / externo, Ø 41,3 mm, A : Ø 24 mm
<b>W.2480</b>			
67/5030-238	1	35.10.10	1 <sup>3/8</sup> " Z6 / A : Ø 27 mm
67/5030-239	1	35.10.12	1 <sup>3/8</sup> " Z21 / A : Ø 27 mm
67/5020-19	2	35.06.00	Ø 32 x 76 - Ø 27 x 94
67/5100-18	3	35.41.05	
67/5030-240	4	35.13.10	1b intérieur / inner / binnen / Innen / interno, Ø 39,5 mm, A : Ø 27 mm
67/5030-241	4	35.14.10	2a extérieur / outer / buiten / Außen / externo, Ø 48 mm, A : Ø 27 mm
67/5030-246 <b>NEW</b>	4	35.13.109	S4 intérieur / inner / binnen / Innen / interno, Ø 51 mm, A : Ø 27 mm
67/5030-247 <b>NEW</b>	4	W.2480.S5	S5 extérieur / outer / buiten / Außen / externo, Ø 61 mm, A : Ø 27 mm
<b>W.2580</b>			
67/5030-242	1	36.10.10	1 <sup>3/8</sup> " Z6 / A : Ø 30 mm
67/5030-243	1	36.10.12	1 <sup>3/8</sup> " Z21 / A : Ø 30 mm
67/5020-20	2	36.06.00	Ø 36 x 89 - Ø 32 x 106
67/5100-24	3	36.41.05	
67/5030-244	4	36.13.104	S4 intérieur / inner / binnen / Innen / interno, Ø 51 mm, A : Ø 30 mm
67/5030-245	4	36.14.116	S5 extérieur / outer / buiten / Außen / externo, Ø 61 mm, A : Ø 30 mm

Les références des pièces sont indicatives.  
Nos pièces ne sont pas d'origine.












Part numbers are quoted for reference purposes only.  
Our parts and accessories are not original.



# PTO SAFETY GUARDS

Protecteurs "EASY LOCK" - "EASY LOCK" safety guards -  
Beschermingen "EASY LOCK" - Gelenkwellenschutz "EASY LOCK"



Croisillon Universal joint Kruisstuk Gelenkkreuz	Type de transmission Shaft model Type aftakas Gelenkwellen-Typ	Protecteur nu Safety guard without bearing Beschermkap zonder lager Gelenkwellenschutz ohne Gleitringe	Long. fermée Shorter lenght Ingesch. lengte Geschlossene Länge	Kit de 2 bagues 2 bearings set Set van 2 lagers Satz 2 Ringe
(1.41) 54  22	A.1	67/5010-201 67/5010-202	1010 1210	67/5010-220
(2.41) 61,3  23,8	A.2	67/5010-203 67/5010-204	1010 1210	67/5010-221
(3.41) 70  27	A.3	67/5010-203 67/5010-204	1010 1210	67/5010-222
(4.41) 74,6  27	A.4			
(5.41) 79,4  30,2	A.5	67/5010-205 67/5010-206	1010 1210	67/5010-223
(6.41) 91,4  30,2	A.6	67/5010-205 67/5010-206	1010 1210	67/5010-224
(7.41) 106,5  30,1	A.7			
(7.81) 93,5  35	7N			
(8.41) 106  35	A.8	67/5010-209 67/5010-210	1010 1210	67/5010-225
(9.41.81) 108  41	A.9			
(9.41) 118  41	A.10	67/5010-211 67/5010-212	1010 1210	67/5010-225

Protecteur BYPY d'origine - suivant applications et dimensions : nous consulter  
Original safety guards for pto shafts BYPY - following applications and dimensions : please ask us  
Gelieve ons te raadplegen voor levering van originele afschermingen "BYPY"  
Original-BYPY-Schütze bzw. andere Ausführungen und Abmessungen : Auf Anfrage

**Graisseur pour protecteurs "EASY LOCK"**  
Grease nipple for "EASY LOCK" safety guards  
Smeernippel voor beschermingen "EASY LOCK"  
Schmiernippel für Gelenkwellenschutz "EASY LOCK"

67/5010-13



Chainette de sécurité  
Safety chain  
Veiligheidsketting  
Haltekette



67/5010-35

Les références des pièces sont indicatives.  
Nos pièces ne sont pas d'origine.

Part numbers are quoted for reference purposes only.  
Our parts and accessories are not original.



"THE RELIABLE SERVICE"
















# PTO SAFETY GUARDS

Protecteurs "EASY LOCK" - "EASY LOCK" safety guards -  
Bescherminen "EASY LOCK" - Gelenkwellenschutz "EASY LOCK"

**WALTERSCHEID**



Croissillon Universal joint Kruisstuk Gelenkkreuz	Type de transmission Shaft model Type aftakas Gelenkwellen-Typ	Protecteur nu Safety guard without bearing Beschermpak zonder lager Gelenkwellenschutz ohne Gleitringe	Long. fermée Shorter lenght Ingesch. lengte Geschlossene Länge	Kit de 2 bagues 2 bearings set Set van 2 lagers Satz 2 Ringe
(10.01.00)* 55  22	W.100 W.2100	67/5010-201 67/5010-202	1010 1210	67/5010-226
(20.00.00)* 61  24	W.200 W.2200	67/5010-203 67/5010-204	1010 1210	67/5010-227
(11.03.00)* 70  27	W.I			
(21.00.00)* 74,5  27	W.210 W.2300			
(22.00.00)* 92  30	W.220	67/5010-205 67/5010-206	1010 1210	67/5010-228
(23.00.00)* 106,5  30	W.230			
(35.00.00)* 76  32	W.2400			
(12.00.00)* 90  34	W.II			
(24.01.00)* 106,5  35	W.240	67/5010-207 67/5010-208	1010 1210	67/5010-228
(36.00.00)* 89  36	W.2500			
(26.00.00)* 104  42	W.2600	67/5010-209 67/5010-210	1010 1210	67/5010-229

Graisseur pour protecteurs "EASY LOCK"  
Grease nipple for "EASY LOCK" safety guards  
Smeernippel voor beschermingen "EASY LOCK"  
Schmiernippel für Gelenkwellenschutz "EASY LOCK"



67/5010-13

Chainette de sécurité  
Safety chain  
Veiligheidsketting  
Haltekette



67/5010-35

Les références des pièces sont indicatives.  
Nos pièces ne sont pas d'origine.

Part numbers are quoted for reference purposes only.  
Our parts and accessories are not original.

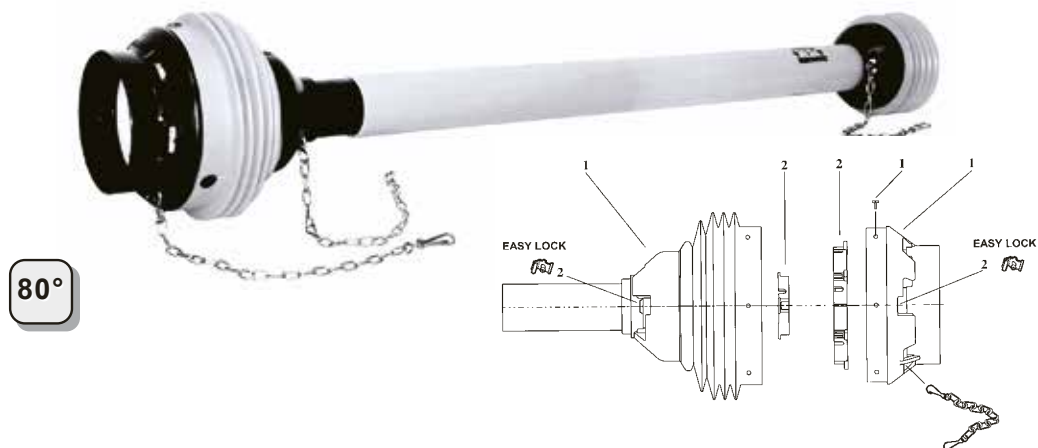
## PTO SAFETY GUARDS

Protecteurs pour cardans grand angle - Safety guards for wide angle joints -  
Beschermingen voor groothoekaftakassen - Gelenkwellenschutz für Weitwinkel-Gelenkwellen



Type de transmission Shaft model Beschermkap zonder lager Gelenkwellen-Typ	Référence Reference Referentie Bestell-Nr.	Kit de 2 bagues 2 bearings set Set van 2 lagers Satz 2 Ringe
W.100, W.2100, W.I, W.200, W.2300, W.210	67/5010-213	67/5010-230
W.II, W.220, W.230, W.240, W.2400, W.2500	67/5010-214	67/5010-231

Protecteurs "EASY LOCK" pour cardans grand angle -  
"EASY LOCK" Safety guards for wide angle joints -  
Beschermingen "EASY LOCK" voor groothoekaftakassen -  
Gelenkwellenschutz "EASY LOCK" für Weitwinkel-Gelenkwellen



Croisillon Universal joint Kruisstuk Gelenkkreuz			Protecteur nu Safety guard without bearing Beschermkap zonder lager Gelenkwellenschutz ohne Gleitringe	Longueur Lenght Lengte Länge	Kit de 2 bagues 2 bearings set Set van 2 lagers Satz 2 Ringe
67/5020-8 (20.06.00)	X		67/5010-215	1010	67/5010-232
67/5020-10 (21.06.00)	X		67/5010-216	1360	67/5010-233
67/5020-13 (35.06.00)	X	X	67/5010-217	1010	67/5010-234
67/5020-16 (36.06.00)	X	X	67/5010-218	1360	67/5010-235

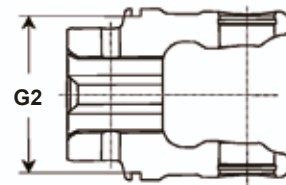
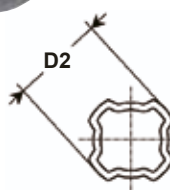
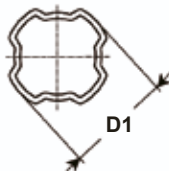
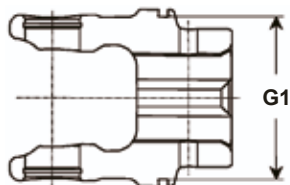
Les références des pièces sont indicatives.  
Nos pièces ne sont pas d'origine.

Part numbers are quoted for reference purposes only.  
Our parts and accessories are not original.

## PTO PARTS

Mâchoires pour tubes - Yokes for drive tube - Gaffels voor buizen -  
Gabeln für Röhren - Enganches para tubos

**BYPY**  
Série SFT Serie



Réf.	Type	Ext. - Out. - Buiten - Außen - Ext.	D1	G1	Int. - In. - Binnen - Innen - Int.	D2	G2
67/5020-21	1.41 22 x 54	67/5030-260 2040A6861	35.9	59	67/5030-268 2040A6862	30.7	56
67/5020-22	2.41 23.8 x 61.3	67/5030-261 2040C6851	45.5	73	67/5030-269 2040C6852	39.5	70
67/5020-24	4.41 27 x 74.6	67/5030-262 2040E6853	53.3	77	67/5030-270 2040E6852	46.8	74
67/5020-26	5.41 30.2 x 79.4	67/5030-263 2040G6859	58.1	68	67/5030-271 2040G6857	51.1	89
67/5020-27	6.41 30.2 x 91.4	67/5030-264 204S76853	58.1	89	67/5030-272 204S76854	51.1	86
67/5020-30	7.81 34.9 x 93.5	67/5030-265 2040L6851	65.9	99	67/5030-273 2040L6852	58.4	96
67/5020-31	8.41 34.9 x 106	67/5030-266 2040M6853	65.9	99	67/5030-274 2040M6854	58.4	96
67/5020-33	9.41.81 42 x 107.5	67/5030-267 2040N6851	70.1	103	67/5030-275 2040N6852	61.6	100

Mâchoires à verrouillage rapide, côté tracteur, voir notre catalogue CARD-20, CARD-21

Quick release yokes, tractor side, see our catalogue CARD-20, CARD-21

Gaffels met snelsluiting, trekker zijde, zie onze catalogus CARD-20, CARD-21

Gabeln mit Schiebestift, Schlepper seite, Sie im Katalog CARD-20, CARD-21

Enganches a cierre rapido, lado del tractor, ven nuestro catálogo CARD-20, CARD-21

Les références des pièces sont indicatives.  
Nos pièces ne sont pas d'origine.

Part numbers are quoted for reference purposes only.  
Our parts and accessories are not original.



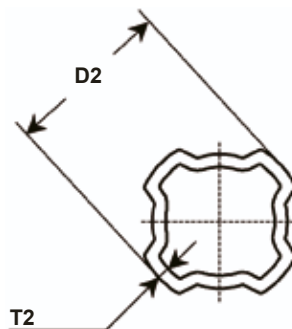
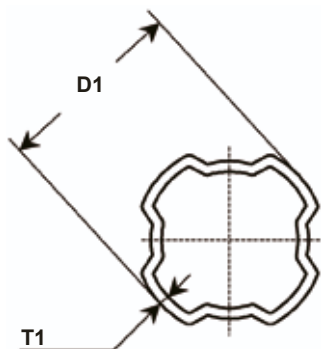
**"THE RELIABLE SERVICE"**





# PTO PARTS

Tubes profilés - Profile tubes - Profielbuizen - Profil-Röhren - Tubos perfilados

**BYPY**  
Série SFT Serie



Réf. 	Type 	Tube 3 m	Tube 1 m	D1	T1	Tube 3 m	Tube 1 m	D2	T2
		Ext. - Out. - Buiten - Außen - Ext.				Int. - In. - Binnen - Innen - Int.			
67/5020-21	1.41 22 x 54	67/5040-260M3 122173000	67/5040-260M1 122173000	36.0	2.40	67/5040-268M3 122163000	67/5040-268M1 122163000	30.8	3.00
67/5020-22	2.41 23.8 x 61.3	67/5040-261M3 122053000	67/5040-261M1 122053000	45.6	2.75	67/5040-269M3 122043000	67/5040-269M1 122043000	39.6	4.50
67/5020-24	4.41 27 x 74.6	67/5040-262M3 122073000	67/5040-262M1 122073000	53.4	3.00	67/5040-270M3 122443000	67/5040-270M1 122443000	46.9	4.50
67/5020-26	5.41 30.2 x 79.4	67/5040-263M3 122093000	67/5040-263M1 122093000	58.2	3.25	67/5040-271M3 122513000	67/5040-271M1 122513000	51.2	5.00
67/5020-27	6.41 30.2 x 91.4								
67/5020-30	7.81 34.9 x 93.5	67/5040-265M3 122113000	67/5040-265M1 122113000	66.0	3.50	67/5040-273M3 122103000	67/5040-273M1 122103000	58.5	4.00
67/5020-31	8.41 34.9 x 106.0								
67/5020-33	9.41.81 42 x 107.5	67/5040-267M3 122133000	67/5040-267M1 122133000	70.2	4.00	67/5040-275M3 122123000	67/5040-275M1 122123000	61.7	5.00

Les références des pièces sont indicatives.  
Nos pièces ne sont pas d'origine.

Part numbers are quoted for reference purposes only.  
Our parts and accessories are not original.

**INDEX**  
**INDEX**

**Croisillons**

Standard, type WALTERSCHEID .....	15
Pour joints grand angle WALTERSCHEID .....	16
Standard, type BYPY .....	17
Pour joints grand angle BYPY .....	17

**Dispositifs de sécurité**

Roues libres à cames .....	42
Limiteurs de couple à cames .....	43
Roues libres universelles .....	44
Limiteurs de couple à cames universels .....	44
Limiteurs à boulon de cisaillement .....	45
Limiteurs à friction - LD .....	46
Limiteurs à friction universels .....	47
Limiteurs de couple à friction et roue libre incorporée .....	48
Limiteurs automatiques .....	49

**Divers**

Convertisseurs de prise de force .....	59-60
Manchons cannelés .....	61

**Joints de cardan et joints grand angle**

Standard, type WALTERSCHEID .....	30-31
Standard, type BYPY .....	32-33
Joints grand angle, type WALTERSCHEID .....	34
Joints grand angle, type BYPY .....	35
Joints grand angle, origine BYPY .....	36

**Mâchoires**

A verrouillage rapide, type WALTERSCHEID .....	18-19
A verrouillage rapide, type BYPY .....	20-21
Alésées avec rainure de clavette et boulon sécant .....	22
Alésées avec rainure de clavette et blocage à vis .....	23
Alésées avec trou de gouille .....	24
Pour tube, type WALTERSCHEID .....	25-26
Pour tube, type BYPY .....	27-28
Spécifiques, type BYPY .....	29

**Pièces composantes des transmissions**

Pour joint grand angle 70° type WALTERSCHEID .....	50
Pour joint grand angle 80° type WALTERSCHEID .....	51
Pour joint grand angle 80° type BYPY .....	52
Pour limiteur à friction BYPY (2 disques) .....	53
Pour limiteur à friction BYPY (4 disques) .....	54
Pour limiteur automatique SC - BYPY .....	55
Pour limiteur de couple à friction et roue libre inc. BYPY .....	55
Pour limiteur de couple à came BYPY .....	55
Pour roue libre BYPY .....	56
Manchons RS .....	56
Kits poussoir pour mâchoires .....	57
Garnitures pour limiteur à friction .....	58
Arbres cannelés .....	59

**Protecteurs de sécurité**

"Easy lock" WALTERSCHEID .....	38
"Easy lock" BYPY .....	39
Pour grand angle, type WALTERSCHEID .....	40
"Easy lock" pour grand angle type WALTERSCHEID .....	40
Bols protecteurs pour joint grand angle BYPY .....	41

**Transmissions à cardan pour prise de force**

Standard, type WALTERSCHEID .....	3-4
Standard, type BYPY .....	5-6
1 joint grand angle, type WALTERSCHEID .....	7
2 joints grand angle, type WALTERSCHEID .....	8
Avec roue libre .....	9
Avec limiteur à cames .....	10
Avec limiteur à boulon de cisaillement .....	11
Avec limiteur à friction .....	12

 **Tubes**

Type WALTERSCHEID .....	13
Type BYPY .....	14

**Drive shafts components**

For wide angle CV-joints (70°) WALTERSCHEID type .....	50
For wide angle CV-joints (80°) WALTERSCHEID type .....	51
For wide angle CV-joints (80°) BYPY type .....	52
For BYPY friction limiter (2 discs) .....	53
For BYPY friction limiter (4 discs) .....	54
For BYPY automatic limiter (SC type) .....	55
For BYPY friction torque limiter with overrunning clutch .....	55
For BYPY torque cam limiter .....	55
For BYPY overrunning clutch .....	56
RS collar .....	56
Disconnect pin for yokes .....	57
Frictions disk for friction torque limiters .....	58
Splined shafts .....	59

**Miscellaneous**

PTO adaptors .....	59-60
PTO sleeves and couplings .....	61

**P.T.O. drive shafts**

Standard, WALTERSCHEID type .....	3-4
Standard, BYPY type .....	5-6
With one wide angle, WALTERSCHEID type .....	7
With two wide angle, WALTERSCHEID type .....	8
With overrunning clutch .....	9
With ratchet torque limiter .....	10
With shear bolt torque limiter .....	11
With friction clutch shafts .....	12

**Safety devices**

Overrunner cam clutches .....	42
Torque cam limiters .....	43
Universal overrunning clutches .....	44
Universal pin torque limiters .....	44
Shear bolt torque limiters .....	45
Friction torque limiters - LD .....	46
Universal friction torque limiters .....	47
Friction torque limiters with overrunning clutch .....	48
Automatic torque limiters .....	49

**Safety guards**

"Easy lock" safety guards for p.t.o. shafts WALTERSCHEID ..	38
"Easy lock" safety guards for p.t.o. shafts BYPY .....	39
For wide angle joints WALTERSCHEID .....	40
"Easy lock" safety guards for wide angle joints WALTERSCHEID ...	40
Shelters for BYPY wide angle shafts .....	41

 **Tubes**

WALTERSCHEID type .....	13
BYPY type .....	14

**U-joints and CV-joints**

U-joints WALTERSCHEID type .....	30-31
U-joints BYPY type .....	32-33
CV-joints, WALTERSCHEID type .....	34
CV-joints, BYPY type .....	35
CV-joints, BYPY .....	36

**Universal joints**

Standard, WALTERSCHEID type .....	15
For WALTERSCHEID wide angle .....	16
Standard, BYPY type .....	17
For wide angle BYPY .....	17

**Yokes**

Quick release yokes WALTERSCHEID type .....	18-19
Quick release yokes BYPY type .....	20-21
Plain bore yokes with keyway and interfering bolt .....	22
Plain bore yokes with keyway and tapped hole .....	23
Plain bore yokes with spring pin hole .....	24
For tube, WALTERSCHEID type .....	25-26
For tube, BYPY type .....	27-28
Spécific, BYPY type .....	29

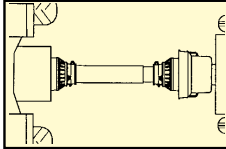

**" The reliable service "**


**SECURITE ET CONDITIONS D'UTILISATION**  
**SAFETY AND WORKING CONDITIONS**



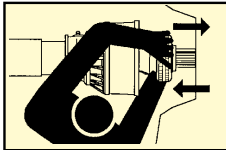
Utiliser la machine avec une transmission à cardans présentant, longueur, dimensions, dispositifs de sécurité et protecteurs nécessaires.  
Utiliser la transmission à cardans et les dispositifs de sécurité uniquement pour les fonctions auxquelles ils sont destinés.

*Use the implement only with the original driveline, which is compatible in length, power capacity, safety devices and shielding.*  
*The drivelines and safety devices are designed specifically for the implement, and should be exclusively for this purpose.*



Avant d'utiliser la machine, s'assurer que tous les protecteurs du tracteur et de la machine aient été installés et qu'ils fonctionnent correctement.  
Remplacer les composants détériorés ou manquants et les monter correctement avant d'utiliser la transmission.

*Ensure that all driveline, tractor and implement shields are functional and in place before operation. Damaged or missing parts must be replaced with original spare parts, correctly installed, before using of drivelines.*



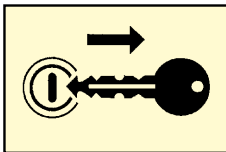
Avant d'utiliser la machine, s'assurer que la transmission à cardans soit correctement verrouillée sur les arbres du tracteur et de la machine.

*Ensure that the driveline is securely attached to the tractor and the implement before operating.*



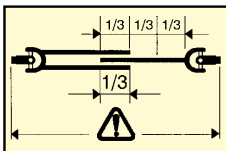
Eviter de porter des vêtements de travail ou ceintures avec pans flottants, des écharpes, etc ...  
Le contact avec une pièce en rotation peut provoquer des accidents graves.

*Do not wear loose clothing, jewelry, hair or anything which could get caught in the machine. Contact with rotating parts could cause serious injury or death.*



Arrêter le moteur du tracteur et retirer la clés de contact avant toute intervention de maintenance sur la machine.

*Disengage the PTO, turn off the tractor engine and remove key before approaching the implement or performing maintenance work.*



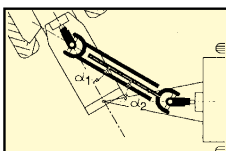
Pendant le transport et le travail, éviter d'allonger trop la transmission à cardans. Les tubes télescopiques doivent toujours se superposer au minimum sur un tiers de leur longueur.

*Keep the profiles overlapped as much as possible during transport and operation. Telescoping tubes must overlap by at least 1/3 of their length during operation.*



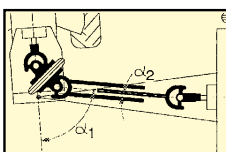
Lorsque la machine - donc la transmission à cardans - est en service, - ne pas dépasser les limites de vitesse et de puissance indiquées dans le manuel de la machine.  
Eviter les surcharges et les démarrages en charge de la prise de force.

*When using the implement and driveline, do not exceed the speed or power limits given by operator's manual.*  
*Do not overload the implement or suddenly engage the PTO clutch. Any torque limiter or clutch should be installed on the implement end of the driveline. All rotating parts must be guarded.*



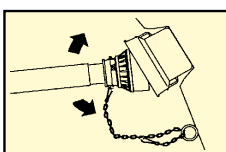
Travailler avec des angles d'articulation limités et identiques. Débrayer la prise de force du tracteur dès que l'angle de travail du joint de cardan atteint une valeur de 35°

*When operating, ensure that joint angles are equal. Disengage the PTO when the angle of the joints exceeds 35°*



Le joint homocinétique peut travailler jusqu'à 70° ou 80° selon le type mais uniquement pour des périodes très courtes (braquage); en aucun cas pour service continu.

*Certain type of constant velocity joints may operate at angles up to 70° or 80° for brief periods (e.g. during turning)*



Fixer les chaînettes de façon à ce que le mouvement d'articulation de la transmission soit toujours libre.

*Attach safety chains, allowing sufficient slack for the driveline during turns and operation.*



**" The reliable service "**





**INTRODUCTION**  
**INTRODUCTION**

Cher client, aussi exhaustif qu'il puisse paraître, notre catalogue ne peut comprendre l'ensemble des produits que nous sommes à même de vous fournir. Si vous désirez un produit non repris dans ce catalogue, n'hésitez pas à nous contacter.

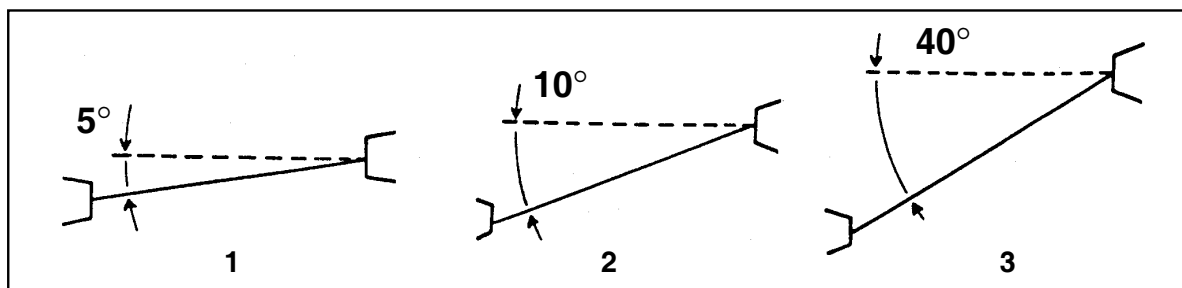
*Please note that, extensive as it may look, this catalogue cannot contain all the different products we can supply. If you require anything you can not find in here, please do not hesitate to contact us.*

**Pour le choix d'une transmission à cardan, il est nécessaire de connaître :**  
**To choice your pto shaft, it is necessary to know :**

**La puissance à transmettre / Power to transmit**

**L'angle de travail des joints / Joint angle work**

**La vitesse de rotation / Rotation speed**



Puissance en CV suivant l'angle de travail à 540 et 1000 tr/min supportée par le cardan  
*PK power following work angle (540 rpm & 1000 rpm) tolerated by pto shaft*

TYPE	1		2		3	
	540 rpm	1 000 rpm	540 rpm	1 000 rpm	540 rpm	1 000 rpm
A1	18-21 cv	30-35 cv	10-13 cv	15-19 cv	6-8 cv	8-13 cv
A2	25-30 cv	40-50 cv	18-21 cv	25-32 cv	10-13 cv	18-21 cv
A4	40-48 cv	70-80 cv	28-34 cv	40-50 cv	17-20 cv	28-32 cv
AG.W35	80-90 cv	135-148 cv	50-59 cv	80-89 cv	30-36 cv	50-57 cv
A7	100-110 cv	165-180 cv	65-75 cv	100-114 cv	40-46 cv	68-74 cv
A8.W24	130-142 cv	220-235 cv	85-96 cv	135-144 cv	50-59 cv	85-92 cv

1 CV/PK = 0,736 kW - 1 kW = 1,36 CV/PK

**Calcul de la puissance / Calculation of power**

$$\frac{\text{daNm} \times \text{rpm}}{702} = \text{CV/PK}$$

$$\frac{\text{daNm} \times \text{rpm}}{955} = \text{kW}$$

**Calcul du couple / Calculation of torque**

$$\frac{\text{CV/PK} \times 702}{\text{rpm}} = \text{daNm}$$

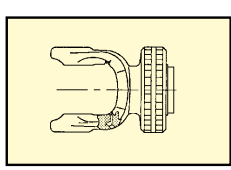
$$\frac{\text{kW} \times 955}{\text{rpm}} = \text{daNm}$$



**" The reliable service "**

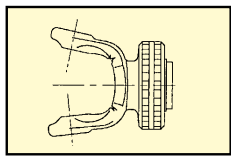


**DETERIORATIONS ET REMEDES**  
**TROUBLESHOOTING**



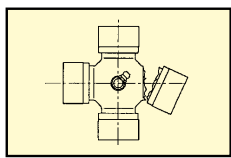
**MARQUAGE DES OREILLES DES MACHOIRES**  
**ANGULARITES DE TRAVAIL EXCESSIVES**  
- Réduire l'angle de travail  
- Débrayer la prise de force lorsque l'angle dépasse 35°

**WEAR OF YOKES EARS**  
**EXCESSIVE WORKING ANGLE**  
- Reduce working angle  
- Disengage P.T.O. when joint angle exceeds 35°



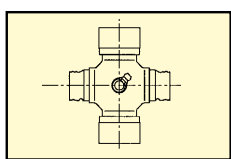
**DEFORMATION DES OREILLES DES MACHOIRES**  
**DEPASSEMENT DU COUPLE ADMISSIBLE**  
- Eviter les surcharges et les démarrages en charge de la prise de force  
- Vérifier l'état du limiteur de couple

**DEFORMATION OF YOKES EARS**  
**EXCESSIVE TORQUE PEAK OR SHOCK LOAD**  
- Avoid overloading and engaging drive under load  
- Check function of torque limiter



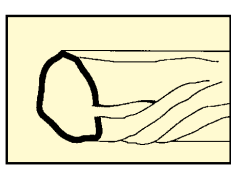
**RUPTURE DU CROISILLON**  
**DEPASSEMENT DU COUPLE ADMISSIBLE**  
- Eviter les surcharges et les démarrages en charge de la prise de force  
- Vérifier l'état du limiteur de couple

**DEFORMATION OF YOKES EARS**  
**EXCESSIVE TORQUE PEAK OR SHOCK LOAD**  
- Avoid overloading and engaging drive under load  
- Check function of torque limiter



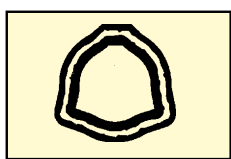
**USURE PREMATUREE DU CROISILLON**  
**PUISSANCE EXCESSIVE**  
- Ne pas dépasser les conditions de vitesse et de puissance indiquées dans le manuel d'utilisation de la machine  
**MAUVAISE LUBRIFICATION**

**ACCELERATED WEAR OF CROSS ARM**  
**EXCESSIVE LOAD**  
- Do not exceed the speed or power limits indicated in the instruction manual.  
**INSUFFICIENT LUBRICATION**



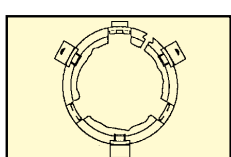
**DEFORMATION DES ELEMENTS TELESCOPIQUES**  
**DEPASSEMENT DU COUPLE ADMISSIBLE**  
- Eviter les surcharges et l'embrayage sous charge de la prise de force  
- Vérifier l'état du limiteur de couple  
- S'assurer que la transmission n'entre pas en contact avec des parties du tracteur ou de la machine pendant les manoeuvres

**DEFORMATION OF TELESCOPING TUBES**  
**EXCESSIVE TORQUE PEAK OR SHOCK LOAD**  
- Avoid overloading and engaging drive under load  
- Check functioning of torque limiter  
- Check that driveline does not come into contact with tractor or implement components during movements.



**USURE PREMATUREE DES TUBES TELESCOPIQUES**  
**LUBRIFICATION INSUFFISANTE**

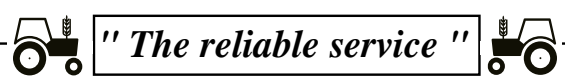
**ACCELERATED WEAR OF TELESCOPING TUBES**  
**INSUFFICIENT LUBRICATION**



**USURE PREMATUREE DES PALIERS DU PROTECTEUR**  
**LUBRIFICATION INSUFFISANTE**

**ACCELERATED WEAR OF SHIELD BEARING**  
**INSUFFICIENT LUBRICATION**

**Les références des pièces sont indicatives.**  
**Nos pièces ne sont pas d'origine.**  
*Part numbers are quoted for reference purposes only and are not used as original equipment.*



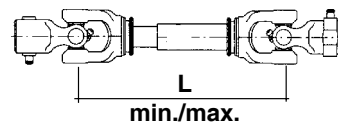


**TRANSMISSIONS A CARDAN**  
**P.T.O. DRIVE SHAFTS**

Type  
**WALTERSCHEID**  
Type

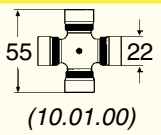
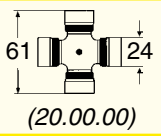
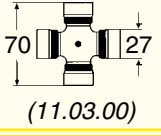
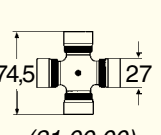
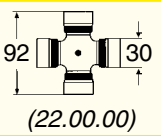
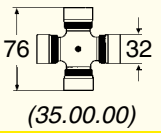


**TRANSMISSIONS STANDARD**  
**STANDARD P.T.O. DRIVE SHAFTS**

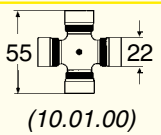


Livrés avec protecteur homologué  
Supplied with approved safety guard

PRISE DE FORCE  
POWER TAKE OFF

Croisillon Universal joint	CV / PK 540 T/min	Référence Reference	L (mm) L (mm)	Int. / Inner	Ext. / Outer	Machoirs / Yokes	
 55 22 (10.01.00)	16	67/5000-1 (A.1/750 W)	710 / 1000	00a	0a	1.3/8" Z6	1.3/8" Z6
		67/5000-2 (A.1/1050 W)	1010 / 1420	00a	0a	1.3/8" Z6	1.3/8" Z6
 61 24 (20.00.00)	22	67/5000-3 (A.2/750 W)	710 / 1000	0v	1	1.3/8" Z6	1.3/8" Z6
		67/5000-4 (A.2/1050 W)	1010 / 1420	0v	1	1.3/8" Z6	1.3/8" Z6
 70 27 (11.03.00)	30	67/5000-5	710 / 1000	0v	1	1.3/8" Z6	1.3/8" Z6
		67/5000-6	1010 / 1420	0v	1	1.3/8" Z6	1.3/8" Z6
 74,5 27 (21.00.00)	35	67/5000-7 (A.4/750 W)	710 / 1000	0v	1	1.3/8" Z6	1.3/8" Z6
		67/5000-8 (A.4/1050 W)	1010 / 1420	0v	1	1.3/8" Z6	1.3/8" Z6
		67/5000-9 (A.4/1200 W)	1210 / 1700	0v	1	1.3/8" Z6	1.3/8" Z6
 92 30 (22.00.00)	62	67/5000-10 (A.6/750 W)	710 / 1000	1b	2a	1.3/8" Z6	1.3/8" Z6
		67/5000-11 (A.6/1050 W)	1010 / 1420	1b	2a	1.3/8" Z6	1.3/8" Z6
 76 32 (35.00.00)	60	67/5000-12 (W35/750 W)	710 / 1000	1b	2a	1.3/8" Z6	1.3/8" Z6
		67/5000-13 (W35/1050 W)	1010 / 1420	1b	2a	1.3/8" Z6	1.3/8" Z6

**SPECIAL VICON**

Croisillon Universal joint	CV / PK 540 T/min	Référence Reference	L (mm) L (mm)	Int. / Inner	Ext. / Outer	Machoirs / Yokes	
 55 22 (10.01.00)	16	67/5000-14 (A.1.VIC/AM)	600 / 860	00a	0a	1.3/8" Z6	ø 30

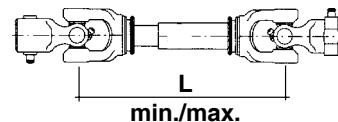




Type  
**WALTERSCHEID**  
Type

**TRANSMISSIONS A CARDAN**  
**P.T.O. DRIVE SHAFTS**

**TRANSMISSIONS STANDARD**  
**STANDARD P.T.O. DRIVE SHAFTS**



Livrés avec protecteur homologué  
Supplied with approved safety guard

PRISE DE FORCE  
POWER TAKE OFF

Croisillon Universal joint	CV / PK 540 T/min	Référence Reference	L (mm) L (mm)	Int. / Inner	Ext. / Outer	Machoirs / Yokes	
 76 32 (35.00.00)	60	67/5000-15 (A.35/750 E)	710 / 1000	S4	S5	1.3/8" Z6	1.3/8" Z6
		67/5000-16 (A.35/1050 E)	1010 / 1420	S4	S5	1.3/8" Z6	1.3/8" Z6
 106,5 35 (24.01.00)	92	67/5000-17 (W.24/750 E)	710 / 1000	S4	S5	1.3/8" Z6	1.3/8" Z6
		67/5000-18 (W.24/900 E)	860 / 1210	S4	S5	1.3/8" Z6	1.3/8" Z6
		67/5000-19 (W.24/1050 E)	1010 / 1420	S4	S5	1.3/8" Z6	1.3/8" Z6
		67/5000-20 (W.24/1200 E)	1210 / 1700	S4	S5	1.3/8" Z6	1.3/8" Z6
 89 36 (36.00.00)	90	67/5000-21 (W.36/1200 E)	1210 / 1700	S4	S5	1.3/8" Z6	1.3/8" Z6

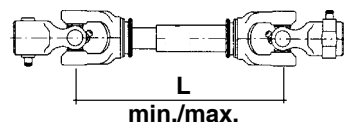


**TRANSMISSIONS A CARDAN  
P.T.O. DRIVE SHAFTS**

Type  
**BYPY**  
Type



**TRANSMISSIONS STANDARD  
STANDARD P.T.O. DRIVE SHAFTS**



Livrés avec protecteur homologué  
Supplied with approved safety guard

PRISE DE FORCE  
POWER TAKE OFF

Croisillon Universal joint	CV / PK 540 T/min	Référence Reference	L (mm) L (mm)	Int. / Inner	Ext. / Outer	Machoirs / Yokes	
 (1.41)	16	<b>67/5000-22</b> (501.08 SZ)	610 / 860	1.04	1.03	1.3/8" Z6	1.3/8" Z6
		<b>67/5000-23</b> (501.11 SZ)	860 / 1210	1.04	1.03	1.3/8" Z6	1.3/8" Z6
		<b>67/5000-24</b> (501.12 SZ)	1010 / 1420	1.04	1.03	1.3/8" Z6	1.3/8" Z6
		<b>67/5000-25</b> (501.14 SZ)	1200 / 1700	1.04	1.03	1.3/8" Z6	1.3/8" Z6
 (2.41)	22	<b>67/5000-26</b> (A.2.10 SZ)	770 / 1080	2.04	2.03	1.3/8" Z6	1.3/8" Z6
		<b>67/5000-27</b> (A.2.12 SZ)	910 / 1280	2.04	2.03	1.3/8" Z6	1.3/8" Z6
 (3.41)	30	<b>67/5000-28</b> (A.3.12 SZ)	1010 / 1420	2.03	3.03	1.3/8" Z6	1.3/8" Z6
 (4.41)	35	<b>67/5000-29</b> (A.4.10 SZ)	780 / 1110	4.04	3.03	1.3/8" Z6	1.3/8" Z6
		<b>67/5000-30</b> (A.4.12 SZ)	1010 / 1420	4.04	3.03	1.3/8" Z6	1.3/8" Z6
 (5.41)	48	<b>67/5000-31</b> (A.5.12 SZ)	1010 / 1420	5.04	5.03	1.3/8" Z6	1.3/8" Z6
 (6.41)	62	<b>67/5000-32</b> (A.6.07 SZ)	485 / 635	5.04	6.03	1.3/8" Z6	1.3/8" Z6
		<b>67/5000-33</b> (A.6.10 SZ)	780 / 1100	5.04	6.03	1.3/8" Z6	1.3/8" Z6
		<b>67/5000-34</b> (A.6.12 SZ)	1010 / 1420	5.04	6.03	1.3/8" Z6	1.3/8" Z6
		<b>67/5000-35</b> (A.6.14 SZ)	1210 / 1700	5.04	6.03	1.3/8" Z6	1.3/8" Z6

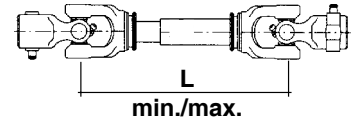




Type  
**BYPY**  
Type

## TRANSMISSIONS A CARDAN P.T.O. DRIVE SHAFTS


### TRANSMISSIONS STANDARD STANDARD P.T.O. DRIVE SHAFTS



Livrés avec protecteur homologué  
Supplied with approved safety guard

PRISE DE FORCE  
POWER TAKE OFF

Croisillon <i>Universal joint</i>	CV / PK 540 T/min	Référence <i>Reference</i>	L (mm) <i>L (mm)</i>	Int. / Inner	Ext. / Outer	Machaires / Yokes	
 (7.41)	75	67/5000-36 (A.7.11.SZ)	860 / 1210	7.04	6.03	1.3/8" Z6	1.3/8" Z6
		67/5000-37 (A.7.12.SZ)	1010 / 1420	7.04	6.03	1.3/8" Z6	1.3/8" Z6
 (8.41)	92	67/5000-38 (A.8.09.SZ)	710 / 1000	7.04	6.03	1.3/8" Z6	1.3/8" Z6
		67/5000-39 (A.8.11.SZ)	860 / 1210	7.04	6.03	1.3/8" Z6	1.3/8" Z6
		67/5000-40 (A.8.12.SZ)	1010 / 1420	7.04	6.03	1.3/8" Z6	1.3/8" Z6



**TRANSMISSIONS A CARDAN  
P.T.O. DRIVE SHAFTS**

Type  
**WALTERSCHEID**  
Type

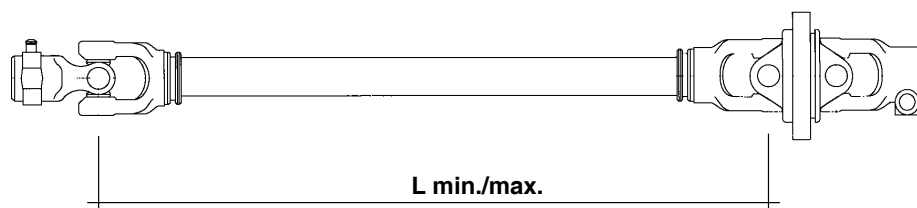


**TRANSMISSIONS GRAND ANGLE  
PTO SHAFTS WITH WIDE ANGLE JOINT**



Livrés avec protecteur homologué  
*Supplied with approved safety guard*

1 joint grand angle, coté tracteur  
*1 wide angle joint, tractor side*



PRISE DE FORCE  
POWER TAKE OFF

Croisillon <i>Universal joint</i>	CV / PK 540 T/min	Référence <i>Reference</i>	L (mm) <i>L (mm)</i>	Int. / Inner	Ext. / Outer	Machoirs / Yokes	
 (21.06.00)	35	67/5000-41 <i>(AG.4/710W)</i>	710 / 1000	0V	1	1.3/8" Z6	1.3/8" Z6
		67/5000-42 <i>(AG.4/860W)</i>	860 / 1210	0V	1	1.3/8" Z6	1.3/8" Z6
		67/5000-43 <i>(AG.4/1010W)</i>	1010 / 1420	0V	1	1.3/8" Z6	1.3/8" Z6
		67/5000-44 <i>(AG.4/1210W)</i>	1210 / 1700	0V	1	1.3/8" Z6	1.3/8" Z6
		67/5000-45 <i>(AG.4/1360W)</i>	1360 / 1910	0V	1	1.3/8" Z6	1.3/8" Z6
 (35.06.00)	60	67/5000-46 <i>(AG.35/710W)</i>	710 / 1000	1b	2a	1.3/8" Z6	1.3/8" Z6
		67/5000-47 <i>(AG.35/860W)</i>	860 / 1210	1b	2a	1.3/8" Z6	1.3/8" Z6
		67/5000-48 <i>(AG.35/1010W)</i>	1010 / 1420	1b	2a	1.3/8" Z6	1.3/8" Z6
		67/5000-49 <i>(AG.35/1210W)</i>	1210 / 1700	1b	2a	1.3/8" Z6	1.3/8" Z6
		67/5000-50 <i>(AG.35/1360W)</i>	1360 / 1910	1b	2a	1.3/8" Z6	1.3/8" Z6





Type  
**WALTERSCHEID**  
Type

**TRANSMISSIONS A CARDAN**  
**P.T.O. DRIVE SHAFTS**

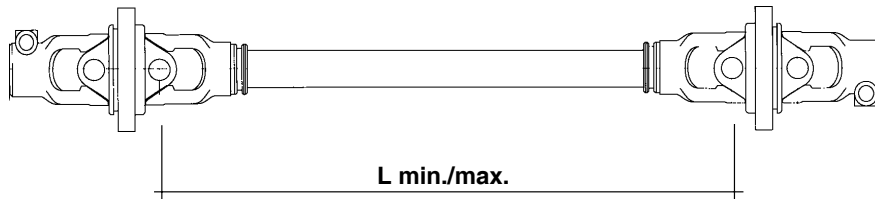
**TRANSMISSIONS GRAND ANGLE**  
**PTO SHAFTS WITH WIDE ANGLE JOINT**

PRISE DE FORCE  
POWER TAKE OFF



Livrés avec protecteur homologué  
Supplied with approved safety guard

2 joints grand angle  
2 wide angle joints



Croisillon Universal joint	CV / PK 540 T/min	Référence Reference	L (mm) L (mm)	Int. / Inner	Ext. / Outer	Machoières / Yokes	
 (21.06.00)	35	67/5000-51 (AGD.4/710W)	710 / 1000	0V	1	1.3/8" Z6	1.3/8" Z6
		67/5000-52 (AGD.4/860W)	860 / 1210	0V	1	1.3/8" Z6	1.3/8" Z6
		67/5000-53 (AGD.4/1010W)	1010 / 1420	0V	1	1.3/8" Z6	1.3/8" Z6
		67/5000-54 (AGD.4/1210W)	1210 / 1700	0V	1	1.3/8" Z6	1.3/8" Z6
		67/5000-55 (AGD.4/1360W)	1360 / 1910	0V	1	1.3/8" Z6	1.3/8" Z6
 (35.06.00)	60	67/5000-56 (AGD.35/710W)	710 / 1000	1b	2a	1.3/8" Z6	1.3/8" Z6
		67/5000-57 (AGD.35/860W)	860 / 1210	1b	2a	1.3/8" Z6	1.3/8" Z6
		67/5000-58 (AGD.35/1010W)	1010 / 1420	1b	2a	1.3/8" Z6	1.3/8" Z6
		67/5000-59 (AGD.35/1210W)	1210 / 1700	1b	2a	1.3/8" Z6	1.3/8" Z6
		67/5000-60 (AGD.35/1360W)	1360 / 1910	1b	2a	1.3/8" Z6	1.3/8" Z6




**TRANSMISSIONS A CARDAN**  
**P.T.O. DRIVE SHAFTS**

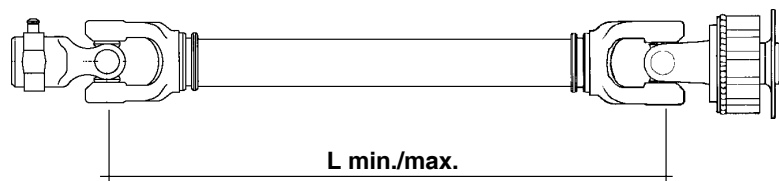
Type  
**WALTERSCHEID**  
Type



**TRANSMISSIONS AVEC ROUE LIBRE**  
**PTO SHAFTS WITH OVERRUNNING CLUTCH**



Livrés avec protecteur homologué  
Supplied with approved safety guard



PRISE DE FORCE  
POWER TAKE OFF

Croisillon <i>Universal joint</i>	N.m.	Référence <i>Reference</i>	L (mm) <i>L (mm)</i>	Réf. roue libre <i>Overrunning ref.</i>	Int. / Inner	Ext. / Outer	Machoirs / Yokes	
 61 24 (20.00.00)	1600	<b>67/5000-61</b> (A.2/RL 1050 W)	1010 / 1420	67/5080-2 (18.51.03)	0v	1	1.3/8" Z6	1.3/8" Z6
 74,5 27 (21.00.00)	1600	<b>67/5000-62</b> (A.4/RL 1050 W)	1010 / 1420	67/5080-4 (18.51.05)	0v	1	1.3/8" Z6	1.3/8" Z6
 92 30 (22.00.00)	1600	<b>67/5000-63</b> (A.6/RL 1050 W)	1010 / 1420	67/5080-6 (18.51.09)	1b	2a	1.3/8" Z6	1.3/8" Z6
 76 32 (35.00.00)	2400	<b>67/5000-64</b>	1010 / 1420	67/5080-8 (WAK.035.005)	1b	2a	1.3/8" Z6	1.3/8" Z6
 89 36 (36.00.00)	2400	<b>67/5000-65</b>	1010 / 1420	67/5080-10 (WAK.036.005)	1b	2a	1.3/8" Z6	1.3/8" Z6

Sur demande : montage arbres à cardans avec d'autres dispositifs de sécurité / On request : fitting of pto drive shafts with other safety device






Type  
**WALTERSCHEID**  
Type

**TRANSMISSIONS A CARDAN**  
**P.T.O. DRIVE SHAFTS**

**TRANSMISSIONS AVEC LIMITEUR A CAMES**  
**PTO SHAFTS WITH RATCHET TORQUE LIMITER**



Livré avec protecteur homologué  
Supplied with approved safety guard



PRISE DE FORCE  
POWER TAKE OFF

Croisillon Universal joint	N.m.	Référence Reference	L (mm) L (mm)	Réf. limiteur Limiter ref.	Int. / Inner		Ext. / Outer		Machoières / Yokes	
 61 24 (20.00.00)	600	<b>67/5000-66</b> (A.2/LC 1050 W)	1010 / 1420	67/5070-5 (31 C0)					1.3/8" Z6	1.3/8" Z6
 74,5 27 (21.00.00)	600	<b>67/5000-67</b> (A.4/LC 1050 W)	1010 / 1420	67/5070-7 (31 C1)					1.3/8" Z6	1.3/8" Z6
 76 32 (35.00.00)	1200	<b>67/5000-68</b> (W35/LC 1050 W)	1010 / 1420	67/5070-13 (WAK.035034)					1.3/8" Z6	1.3/8" Z6

Sur demande : montage arbres à cardans avec d'autres dispositifs de sécurité / On request : fitting of pto drive shafts with other safety device






**TRANSMISSIONS A CARDAN**  
**P.T.O. DRIVE SHAFTS**



**TRANSMISSIONS AVEC LIMITEUR A BOULON DE CISAILLEMENT**  
**PTO SHAFTS WITH SHEAR BOLT TORQUE LIMITER**



L min./max.



Livrés avec protecteur homologué  
Supplied with approved safety guard

PRISE DE FORCE  
POWER TAKE OFF

Croisillon <i>Universal joint</i>	N.m.	Référence <i>Reference</i>	L (mm) <i>L (mm)</i>	Réf. limiteur <i>Limiters ref.</i>				Machoirs / Yokes	
						Int. / Inner	Ext. / Outer		
 (21.00.00)	1700	<b>67/5000-70</b> <i>(A.4/LB 1050 W)</i>	1010 / 1420	67/5070-20 <i>(23.04)</i>	M8x50	0v	1	1.3/8" Z6	1.3/8" Z6
 (35.00.00)	2410	<b>67/5000-71</b> <i>(W35LB 1050 W)</i>	1010 / 1420	67/5070-23 <i>(WAK.035.000)</i>	M10x60	1b	2a	1.3/8" Z6	1.3/8" Z6
<b>Croisillon <i>Universal joint</i></b>	<b>N.m.</b>	<b>Référence <i>Reference</i></b>	<b>L (mm) <i>L (mm)</i></b>	<b>Réf. limiteur <i>Limiters ref.</i></b>					
 (35.00.00)	2410	<b>67/5000-72</b>	1010 / 1420	67/5070-23 <i>(WAK.035.000)</i>	M10x60	S4	S5	1.3/8" Z6	1.3/8" Z6
 (24.01.00)	4550	<b>67/5000-73</b>	1010 / 1420	67/5070-24 <i>(33.08)</i>	M12x65	S4	S5	1.3/8" Z6	1.3/8" Z6
 (36.00.00)	3800	<b>67/5000-74</b>	1010 / 1420	67/5070-25 <i>(WAK.036.000)</i>	M12x70	S4	S5	1.3/8" Z6	1.3/8" Z6
<b>Croisillon <i>Universal joint</i></b>	<b>N.m.</b>	<b>Référence <i>Reference</i></b>	<b>L (mm) <i>L (mm)</i></b>	<b>Réf. limiteur <i>Limiters ref.</i></b>					
 (6.41)	2500	<b>67/5000-75</b> <i>(A.6/LB 1050 B)</i>	1010 / 1420	67/5070-21 <i>(33.06)</i>	M10x60	5.04	6.03	1.3/8" Z6	1.3/8" Z6
 (8.41)	4550	<b>67/5000-76</b>	1010 / 1420	67/5070-24 <i>(33.08)</i>	M12x65	7.04	6.03	1.3/8" Z6	1.3/8" Z6

Sur demande : montage arbres à cardans avec d'autres dispositifs de sécurité / On request : fitting of pto drive shafts with other safety device






**TRANSMISSIONS A CARDAN**  
**P.T.O. DRIVE SHAFTS**

**TRANSMISSIONS AVEC LIMITEUR A FRICTION**  
**PTO SHAFTS WITH FRICTION CLUTCH LIMITER**

PRISE DE FORCE  
POWER TAKE OFF



Livrés avec protecteur homologué  
Supplied with approved safety guard



Croisillon Universal joint	N.m.	Référence Reference	L (mm) L (mm)	Réf. limiteur Limiter ref.	Disque Disc	Int. / Inner	Ext. / Outer	Machoières / Yokes	
 (35.00.00)	1500	<b>67/5000-77</b> (W35LD 1050)	1010 / 1420	67/5070-37 (WAK.035.125)	2			1.3/8" Z6	1.3/8" Z6
 (35.00.00)	1500	<b>67/5000-78</b>	1010 / 1420	67/5070-37 (WAK.035.125)	2			1.3/8" Z6	1.3/8" Z6
 (24.01.00)	2000	<b>67/5000-79</b> (W24LD 1050 E)	1010 / 1420	67/5070-40 (88.A7)	4			1.3/8" Z6	1.3/8" Z6
 (36.00.00)	2000	<b>67/5000-80</b>	1010 / 1420	67/5070-44 (WAK.036.200)	4			1.3/8" Z6	1.3/8" Z6
 (8.41)	2000	<b>67/5000-81</b>	1010 / 1420	67/5070-40 (88.A7)	4			1.3/8" Z6	1.3/8" Z6

Sur demande : montage arbres à cardans avec d'autres dispositifs de sécurité / On request : fitting of pto drive shafts with other safety device



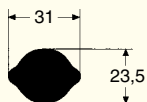
**TUBES PROFILES**  
**PROFILE TUBES**

Type  
**WALTERSCHEID**  
Type

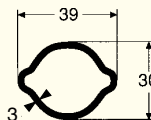


**Tube intérieur / Inner tube - (Lg.: 3 m)**

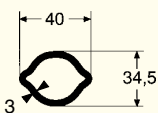
**Tube extérieur / outer tube - (Lg.: 3 m)**



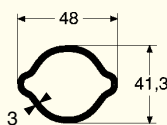
**67/5040-1**  
*00a*  
(75.06.00)



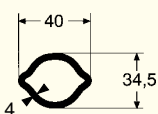
**67/5040-2**  
*0a*  
(75.12.00)



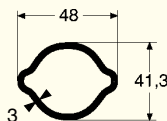
**67/5040-3**  
*0*  
(75.10.00)



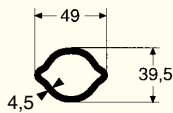
**67/5040-4**  
*1*  
(75.15.00)



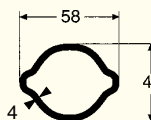
**67/5040-5**  
*0v*  
(75.11.00)



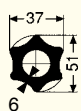
**67/5040-4**  
*1*  
(75.15.00)



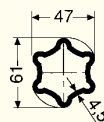
**67/5040-7**  
*1b*  
(75.25.00)



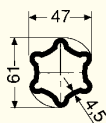
**67/5040-8**  
*2a*  
(75.35.00)



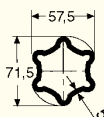
**67/5040-9**  
*S4*  
(75.44.00)



**67/5040-10**  
*S5*  
(75.45.00)



**67/5040-10**  
*S5*  
(75.45.00)



**67/5040-12**  
*S6*  
(75.46.00)

PRISE DE FORCE  
POWER TAKE OFF





Type  
**BYPY**  
Type

**TUBES PROFILES**  
**PROFILE TUBES**

PRISE DE FORCE  
POWER TAKE OFF

**Tube intérieur / Inner tube - (Lg.: 3 m)**

**Tube extérieur / outer tube - (Lg.: 3 m)**



**67/5040-154**  
1.04  
(125023000)



**67/5040-162**  
1.03  
(125033000)



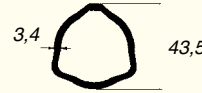
**67/5040-155**  
2.04  
(125043000)



**67/5040-156**  
2.03  
(125053000)



**67/5040-156**  
2.03  
(125053000)



**67/5040-164**  
3.03  
(125083000)



**67/5040-157**  
4.04  
(125073000)



**67/5040-164**  
3.03  
(125083000)



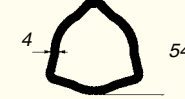
**67/5040-159**  
5.04  
(125093000)



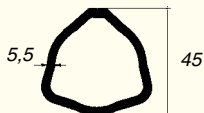
**67/5040-167**  
5.03  
(125103000)



**67/5040-159**  
5.04  
(125093000)



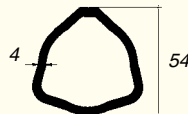
**67/5040-168**  
6.03  
(125123000)



**67/5040-161**  
7.04  
(125113000)



**67/5040-168**  
6.03  
(125123000)



**67/5040-168**  
6.03  
(125123000)



**67/5040-182**  
8.03  
(125223000)



**67/5040-168**  
6.03  
(125123000)



**67/5040-184**  
9.03  
(125153000)



**67/5040-153**  
8.04  
(125133000)



**67/5040-182**  
8.03  
(125223000)



**67/5040-178**  
9.04  
(125143000)



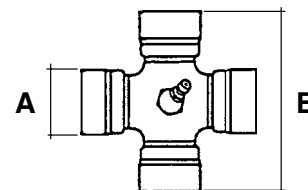
**67/5040-184**  
9.03  
(125153000)

**CROISILLONS  
UNIVERSAL JOINTS**

Type  
**WALTERSCHEID**  
Type



**CROISILLONS STANDARD  
UNIVERSAL JOINTS**



PRISE DE FORCE  
POWER TAKE OFF

Référence Reference	ø A	B	Remplace / Replaces Walterscheid
<b>67/5020-4</b> (Kit "18")	18	47	19.00.00
<b>67/5020-5</b> (Kit "19")	19	52	DIDOT 519
<b>67/5020-6</b> (Kit "00")	22	54	-
<b>67/5020-7</b> (Kit "0")	22	55	10.01.00
<b>67/5020-8</b> (Kit "20")	24	61	20.00.00
<b>67/5020-9</b> (Kit "1")	27	70	11.03.00
<b>67/5020-10</b> (Kit "21")	27	74,5	21.00.00
<b>67/5020-11</b> (Kit "22")	30	92	22.00.00
<b>67/5020-12</b> (Kit "14")	30	106,5	23.00.00
<b>67/5020-13</b> (Kit "35")	32	76	35.00.00
<b>67/5020-14</b> (Kit "2")	34	90	12.00.00
<b>67/5020-15</b> (Kit "24")	35	106,5	24.01.00
<b>67/5020-16</b> (Kit "36")	36	89	36.00.00
<b>67/5020-17</b> (Kit "26")	42	104	26.00.00



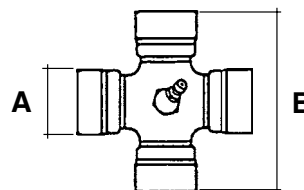


Type  
**WALTERSCHEID**  
Type

**CROISILLONS  
UNIVERSAL JOINTS**




**CROISILLON POUR JOINTS  
GRAND ANGLE 70°  
UNIVERSAL JOINTS  
FOR 70° WIDE ANGLE JOINTS**

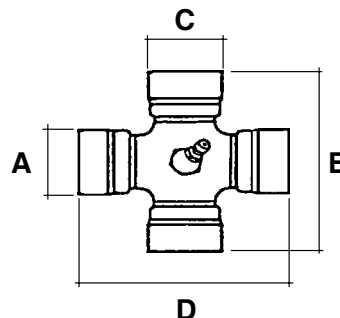


PRISE DE FORCE  
POWER TAKE OFF

Référence Reference	Type Type	ø A	B	Remplace / Replaces Walterscheid
67/5020-10 (Kit "21")	W2370	27	74,5	21.00.00



**CROISILLONS POUR JOINTS  
GRAND ANGLE 80°  
UNIVERSAL JOINTS  
80° WIDE ANGLE JOINTS**



Référence Reference	Type Type	ø A	B	ø C	D	Remplace / Replaces Walterscheid
67/5020-18 (W.21.06.00)	W2380	24	75	27	91	21.06.00
67/5020-19 (W.35.06.00)	W2480	27	76	32	94	35.06.00
67/5020-20 (W.36.06.00)	W2580	32	89	36	106	36.06.00

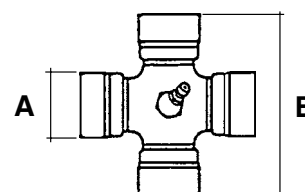


## CROISILLONS UNIVERSAL JOINTS

Type  
**BYPY**  
Type




### CROISILLONS STANDARD UNIVERSAL JOINTS

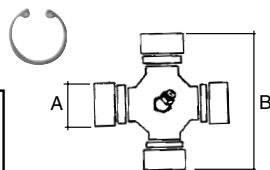
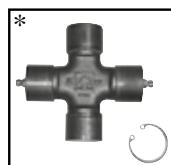


Référence Reference	ø A	B	Remplace / Replaces BYPY
67/5020-21 (1.41)	22	54	41201
67/5020-22 (2.41)	23,8	61,3	41202
67/5020-23 (3.41)	27	70	41203
67/5020-24 (4.41)	27	74,6	41204
67/5020-25 (30.41)	29	80	412300001
67/5020-26 (5.41)	30,2	79,4	41205
67/5020-27 (6.41)	30,2	91,4	41206
67/5020-28 (7.41)	30,1	106,5	412070001
67/5020-29 (60.41)	34	106,5	412600001
67/5020-30 (7.81)	35	93,5	41207
67/5020-31 (8.41)	35	106	41208
67/5020-32 (89.41 / 75.41)	36,5	107	412890001
67/5020-33 (9.41.81)	41	108	41209
67/5020-34 (9.41 / 10.41)	41	118	41210

PRISE DE FORCE  
POWER TAKE OFF



### CROISILLONS POUR JOINTS GRAND ANGLE UNIVERSAL JOINTS FOR WIDE ANGLE JOINTS



Référence Reference	Type Type	ø A	B
67/5020-35 (2.41.02)	A2	23,8	61,3
67/5020-36 (4.41.02)	A4	23,8	86
67/5020-39 (412060004)*	A6	30,2	91,4
67/5020-37 (6.41.02)	A6	30,2	99,4
67/5020-38 (8.41.02)	A8	35	106

(Ed.1) 02/2000



" The reliable service "



CARD - 17





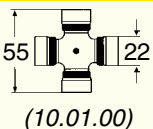
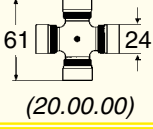
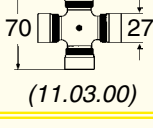
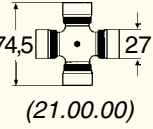
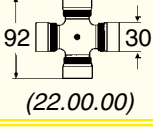
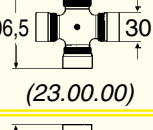
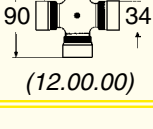
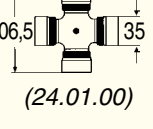
Type  
**WALTERSCHEID**  
Type

**MACHOIRES  
YOKES**

**MACHOIRES A VERROUILLAGE RAPIDE - QUICK RELEASE YOKES**

PRISE DE FORCE  
POWER TAKE OFF



Croisillon Universal joint			Rempl. / Repl. WALTERSCHEID
 55 22 (10.01.00)	1.3/8" Z6	<b>67/5030-1</b> (W.10.10.00)	10.10.00
 61 24 (20.00.00)	1.3/8" Z6	<b>67/5030-2</b> (W.20.10.00)	20.10.00
 70 27 (11.03.00)	1.3/8" Z6	<b>67/5030-3</b> (W.11.10.00)	11.10.00
 74,5 27 (21.00.00)	1.3/8" Z6	<b>67/5030-4</b> (W.21.10.00)	21.10.00
	1.3/8" Z21	<b>67/5030-5</b> (W.21.19.00)	21.19.00
	1.3/4" Z6	<b>67/5030-6</b> (W.21.18.00)	21.18.00
 92 30 (22.00.00)	1.3/8" Z6	<b>67/5030-7</b> (W.22.10.00)	22.10.00
 106,5 30 (23.00.00)	1.3/8" Z6	<b>67/5030-8</b> (W.23.51.00)	23.51.00
 90 34 (12.00.00)	1.3/8" Z6	<b>67/5030-9</b> (W.12.10.00)	12.10.00
 106,5 35 (24.01.00)	1.3/8" Z6	<b>67/5030-12</b> (W.24.10.00)	24.10.00
	1.3/8" Z21	<b>67/5030-10</b> (W.24.18.00)	24.18.00
	1.3/4" Z6	<b>67/5030-11</b> (W.24.17.00)	24.17.00





**MACHOIRES  
YOKES**



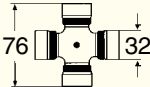
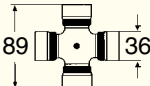
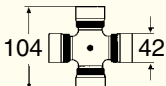
Type  
**WALTERSCHEID**  
Type



**MACHOIRES A VERROUILLAGE RAPIDE - QUICK RELEASE YOKES**



PRISE DE FORCE  
POWER TAKE OFF

Croisillon Universal joint			Rempl. / Repl. WALTERSCHEID
 76 32 (35.00.00)	1.3/8" Z6	<b>67/5030-13</b> (W .35.10.00)	35.10.00
	1.3/8" Z21	<b>67/5030-14</b> (W .35.10.02)	35.10.02
	1.3/4" Z6	<b>67/5030-15</b> (W .35.18.00)	35.18.00
 89 36 (36.00.00)	1.3/8" Z6	<b>67/5030-16</b> (W .36.10.00)	36.10.00
	1.3/8" Z21	<b>67/5030-17</b> (W .36.10.02)	36.10.02
	1.3/4" Z6	<b>67/5030-18</b> (W .36.18.00)	36.18.00
	1.3/4" Z20	<b>67/5030-19</b> (W .36.18.02)	36.18.02
 104 42 (26.00.00)	1.3/8" Z6	<b>67/5030-116</b>	26.10.06
	1.3/8" Z21	<b>67/5030-117</b>	26.10.04
	1.3/4" Z6	<b>67/5030-20</b>	26.18.00
	1.3/4" Z20	<b>67/5030-21</b>	26.18.02





Type  
**BYPY**  
Type

**MACHOIRES  
YOKES**

**MACHOIRES A VERROUILLAGE RAPIDE - QUICK RELEASE YOKES**



PRISE DE FORCE  
POWER TAKE OFF

Croisillon Universal joint				Rempl. / Repl. BYPY
 54 22 (1.41)	1.1/8" Z6	<b>67/5030-22</b> (1.05.03)	-	507010151
	1.3/8" Z6	<b>67/5030-23</b> (1.05.07)	-	507010351
 61,3 23,8 (2.41)	1.1/8" Z6	<b>67/5030-24</b> (2.05.03)	-	507020151
	1.3/8" Z6	<b>67/5030-25</b> (2.05.07)	-	507020351
 70 27 (3.41)	1.3/8" Z6	<b>67/5030-26</b> (3.05.07)	-	507030351
	1.3/8" Z21	<b>67/5030-27</b> (3.05.08)	-	507033751
 74,6 27 (4.41)	1.3/8" Z6	<b>67/5030-28</b> (4.05.07)	-	507040351
	1.3/8" Z21	<b>67/5030-29</b> (4.05.08)	-	507043751
 80 29 (30.41)	1.3/8" Z6	<b>67/5030-30</b> (30.05.07)	-	507300351
 79,4 30,2 (5.41)	1.3/8" Z6	<b>67/5030-31</b> (5.05.07)	-	507050351
	1.3/8" Z21	<b>67/5030-32</b> (5.05.08)	-	507053751
	1.3/4" Z6	<b>67/5030-36</b> (5.05.09)	-	507050451
 91,4 30,2 (6.41)	1.3/8" Z6	<b>67/5030-33</b> (6.05.07)	-	507060351
	1.3/8" Z21	<b>67/5030-34</b> (6.05.08)	-	507063751
	1.3/4" Z6	<b>67/5030-37</b> (6.05.09)	-	507060451
	1.3/4" Z20	<b>67/5030-35</b> (6.05.10)	-	507063851
 106,5 34 (60.41)	1.3/8" Z6	<b>67/5030-38</b> (60.05.07)	-	507600351


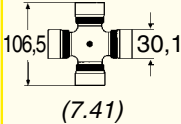
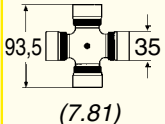
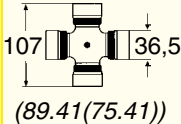


**MACHOIRES  
YOKES**

Type  
**BYPY**  
Type



**MACHOIRES A VERROUILLAGE RAPIDE - QUICK RELEASE YOKES**

Croisillon Universal joint				Rempl. / Repl. BYPY
 <p>(7.41)</p>	1.3/8" Z6	<b>67/5030-42</b> (7.05.07)	-	507070351
	1.3/8" Z21	<b>67/5030-39</b> (7.05.08)	-	507073751
	1.3/4" Z6	<b>67/5030-43</b> (7.05.09)	-	507070451
	1.3/4" Z20	<b>67/5030-44</b>	-	507073851
 <p>(7.81)</p>	1.3/8" Z6	<b>67/5030-40</b> (7.N5.07)	-	507170351
	1.3/8" Z21	<b>67/5030-41</b>	-	507173751
	1.3/4" Z6	<b>67/5030-45</b> (7.N5.09)	-	507170451
	1.3/4" Z20	<b>67/5030-46</b> (7.N5.10)	-	507173851
 <p>(8.41)</p>	1.3/8" Z6	<b>67/5030-47</b> (8.05.07)	-	507080351
	1.3/8" Z21	<b>67/5030-48</b> (8.05.08)	-	507083751
	1.3/4" Z6	<b>67/5030-49</b> (8.05.09)	-	507080451
	1.3/4" Z20	<b>67/5030-50</b> (8.05.10)	-	507083851
 <p>(89.41(75.41))</p>	1.3/8" Z6	<b>67/5030-51</b> (89.05.07)	-	507890351
 <p>(9.41.81)</p>	1.3/8" Z6	<b>67/5030-52</b> (9N.05.07)	-	507190351
	1.3/8" Z21	-	<b>67/5030-53</b>	572093751
	1.3/4" Z6	-	<b>67/5030-55</b> (9N.05.09)	572090451
	1.3/4" Z20	-	<b>67/5030-56</b>	572093851
 <p>(9.41(10.41))</p>	1.3/8" Z6	-	<b>67/5030-57</b> (9.05.07)	572100351
	1.3/8" Z21	-	<b>67/5030-54</b> (9.05.08)	572103751
	1.3/4" Z6	-	<b>67/5030-58</b> (9.05.09)	572100451
	1.3/4" Z20	-	<b>67/5030-59</b> (9.05.10)	572103851

PRISE DE FORCE  
POWER TAKE OFF



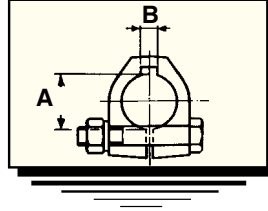


**MACHOIRES  
YOKES**

PRISE DE FORCE  
POWER TAKE OFF



**MACHOIRES ALESEES AVEC RAINURE DE CLAVETTE ET BOULON SECANT  
PLAIN BORE YOKES WITH KEYWAY AND INTERFERING BOLT**



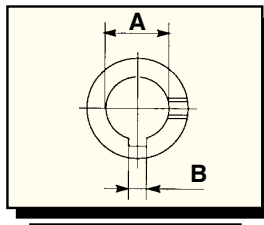
Croisillon Universal joint	Référence Reference	ø A (mm)	B (mm)	Rempl. / Repl. WALTERSCHEID	Rempl. / Repl. BYPY
	<b>67/5030-60</b> (1.05.33)	25	8	10.10.110	509016152
	<b>67/5030-61</b> (1.05.34)	30	8	10.10.07	509016252
	<b>67/5030-62</b> (2.05.33)	25	8	20.19.121	509026152
	<b>67/5030-63</b> (2.05.34)	30	8	20.10.04	509026252
	<b>67/5030-64</b> (3.05.34)	30	8	11.10.06	509036252
	<b>67/5030-65</b> (3.05.35)	35	10	11.13.04	509036352
	<b>67/5030-66</b> (4.05.33)	25	8	-	509046152
	<b>67/5030-67</b> (4.05.34)	30	8	21.29.02	509046252
	<b>67/5030-68</b> (4.05.35)	35	10	21.18.02	509046352
	<b>67/5030-69</b> (5.05.35)	35	10	-	509056352
	<b>67/5030-70</b> (6.05.34)	30	8	22.10.03	509066252
	<b>67/5030-71</b> (6.05.35)	35	10	22.18.03	509066352
	<b>67/5030-72</b> (6.05.36)	40	12	-	509066452
	<b>67/5030-73</b> (8.05.35)	35	10	-	509086352
	<b>67/5030-74</b> (8.05.36)	40	12	-	509086452
	<b>67/5030-75</b> (8.05.38)	45	14	-	509086552
	<b>67/5030-76</b> (9N.5.36)	40	12	-	509196451
	<b>67/5030-77</b>	45	14	-	509196551
	<b>67/5030-78</b> (9.05.36)	40	12	-	509106451
	<b>67/5030-79</b> (9.05.38)	45	14	-	509106551



**MACHOIRES  
YOKES**



**MACHOIRES ALESEES AVEC RAINURE DE CLAVETTE ET BLOCAGE A VIS  
PLAIN BORE YOKES WITH KEYWAY AND TAPPED HOLE**



PRISE DE FORCE  
POWER TAKE OFF

Croisillon Universal joint	Référence Reference	ø A (mm)	B (mm)	Rempl. / Repl. WALTERSCHEID	Rempl. / Repl. BYPY
	<b>67/5030-80</b> (1.05.51)	20	6	10.22.27	212016752
	<b>67/5030-81</b> (1.05.53)	25	8	10.22.31	212016151
	<b>67/5030-82</b> (1.05.54)	30	8	10.22.33	212016251
	<b>67/5030-83</b> (2.05.53)	25	8	20.15.17	212026151
	<b>67/5030-84</b> (2.05.54)	30	8	20.30.05	212026251
	<b>67/5030-85</b> (3.05.54)	30	8	11.22.31	212036251
	<b>67/5030-86</b> (3.05.55)	35	8	11.26.35	212036351
	<b>67/5030-87</b> (4.05.53)	25	8	21.15.11	202146151
	<b>67/5030-88</b> (4.05.54)	30	8	21.30.07	212046251
	<b>67/5030-89</b> (4.05.55)	35	10	21.24.03	212046351
	<b>67/5030-188</b> (5.05.54)	30	8	-	212056251
	<b>67/5030-189</b> (5.05.55)	35	10	-	212056351
	<b>67/5030-90</b> (6.05.54)	30	8	22.21.04	212066251
	<b>67/5030-91</b> (6.05.55)	35	10	22.22.04	212066351
	<b>67/5030-92</b> (6.05.56)	40	12	22.22.05	212066451
	<b>67/5030-93</b> (W.352412)	35	10	35.24.12	-
	<b>67/5030-94</b> (W.352410)	40	12	35.24.10	-
	<b>67/5030-95</b> (W.3524116)	45	14	35.24.116	-
	<b>67/5030-96</b> (8.05.55)	35	10	-	212086351
	<b>67/5030-97</b> (8.05.56)	40	12	-	212086451
	<b>67/5030-98</b> (8.05.58)	45	14	-	212086551



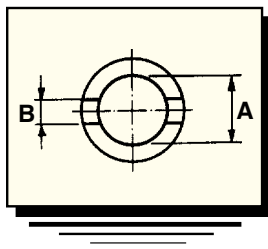


**MACHOIRES  
YOKES**

PRISE DE FORCE  
POWER TAKE OFF



**MACHOIRES ALESEES AVEC TROU DE GOUPILLE  
PLAIN BORE YOKES WITH SPRING PIN HOLE**



Croisillon Universal joint	Référence Reference	ø A (mm)	B (mm)	Rempl. / Repl. WALTERSCHEID	Rempl. / Repl. BYPY
	67/5030-99 (1.05.42)	20	6	10.22.01	211014451
	67/5030-100 (1.05.46)	25	8	10.22.07	211014651
	67/5030-101 (1.05.48)	30	10	10.22.11	211014851
	67/5030-102 (2.05.46)	25	8	20.15.10	211024651
	67/5030-103 (2.05.48)	30	10	20.30.02	211024851
	67/5030-104 (3.05.46)	25	8	11.22.07	211034451
	67/5030-105 (3.05.48)	30	10	11.23.11	211034651
	67/5030-106 (3.05.50)	35	13	11.23.15	211034851
	67/5030-107 (4.05.46)	25	8	21.15.06	211044651
	67/5030-108 (4.05.48)	30	10	21.30.03	211044851
	67/5030-109 (4.05.50)	35	13	21.30.05	211044951
	67/5030-110 (6.05.42)	30	10	22.21.01	211064851
	67/5030-111 (6.05.44)	35	13	22.22.08	211064951
	67/5030-112 (6.05.46)	40	13	22.22.01	211065051
	67/5030-113 (8.05.42)	35	13	-	211084951
	67/5030-114 (8.05.44)	40	13	-	211085051
	67/5030-115 (8.05.48)	45	13	-	211085251

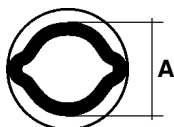


**MACHOIRES  
YOKES**

Type  
**WALTERSCHEID**  
Type



**MACHOIRES POUR TUBE  
YOKES FOR TUBE**



PRISE DE FORCE  
POWER TAKE OFF

Croisillon <i>Universal joint</i>	Intérieur / <i>Inner</i>			Extérieur / <i>Outer</i>		
	Référence <i>Reference</i>		A (mm)	Référence <i>Reference</i>		A (mm)
 (10.01.00)	67/5030-118 (10.48.00)	00A	23,8 (75.06.00)	67/5030-129 (10.49.00)	0A	30 (75.12.00)
	67/5030-119 (10.40.00)	0V	34,5 (75.11.00)	67/5030-130 (10.41.00)	1	41,3 (75.15.00)
 (20.00.00)	67/5030-120 (20.11.00)	0V	34,5 (75.11.00)	67/5030-131 (20.12.00)	1	41,3 (75.15.00)
	67/5030-121 (20.32.00)	00A	23,8 (75.06.00)	67/5030-132 (20.33.00)	0A	30 (75.12.00)
 (11.03.00)	67/5030-122 (11.38.00)	0V	34,5 (75.11.00)	67/5030-133 (11.39.00)	1	41,3 (75.15.00)
 (21.00.00)	67/5030-123 (21.11.00)	0V	34,5 (75.11.00)	67/5030-134 (21.12.00)	1	41,3 (75.15.00)
	67/5030-124 (21.22.100)	1b	39,5 (75.25.00)	67/5030-135 (21.22.101)	2a	48 (75.35.00)
 (22.00.00)	67/5030-125 (22.11.00)	1b	39,5 (75.25.00)	67/5030-136 (22.12.00)	2a	48 (75.35.00)
 (35.00.00)	67/5030-126 (35.13.00)	1b	39,5 (75.25.00)	67/5030-137 (35.14.00)	2a	48 (75.35.00)
 (12.00.00)	67/5030-127 (12.38.00)	1b	39,5 (75.25.00)	67/5030-138 (12.39.00)	2a	48 (75.35.00)
 (36.00.00)	67/5030-128 (36.13.00)	1b	39,5 (75.25.00)	67/5030-139 (36.14.00)	2a	48 (75.35.00)





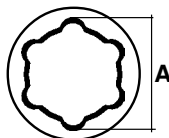
Type  
**WALTERSCHEID**  
Type



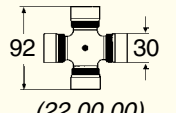
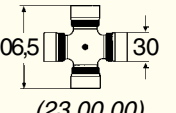
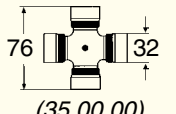
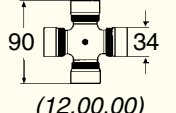
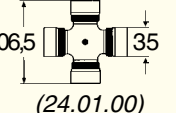
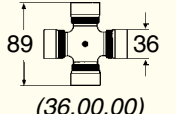
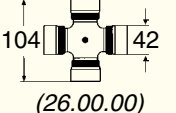
**MACHOIRES  
YOKES**

PRISE DE FORCE  
POWER TAKE OFF



**MACHOIRES POUR TUBE  
YOKES FOR TUBE**



Croisillon Universal joint	Intérieur / Inner			Extérieur / Outer		
	Référence Reference		A (mm)	Référence Reference		A (mm)
 92 30 (22.00.00)	<b>67/5030-140</b> (22.11.01)	S4	51 (75.44.00)	<b>67/5030-147</b> (22.30.00)	S5	61 (75.45.00)
 106,5 30 (23.00.00)	<b>67/5030-141</b> (23.52.00)	S4	51 (75.44.00)	<b>67/5030-148</b> (23.52.01)	S5	61 (75.45.00)
 76 32 (35.00.00)	<b>67/5030-142</b> (35.13.100)	S4	51 (75.44.00)	<b>67/5030-149</b> (35.14.100)	S5	61 (75.45.00)
 90 34 (12.00.00)	<b>67/5030-143</b> (12.38.02)	S4	51 (75.44.00)	<b>67/5030-150</b> (12.30.00)	S5	61 (75.45.00)
 106,5 35 (24.01.00)	<b>67/5030-144</b> (24.11.00)	S4	51 (75.44.00)	<b>67/5030-151</b> (24.12.00)	S5	61 (75.45.00)
 89 36 (36.00.00)	<b>67/5030-145</b> (36.13.100)	S4	51 (75.44.00)	<b>67/5030-152</b> (36.14.100)	S5	61 (75.45.00)
 104 42 (26.00.00)	<b>67/5030-146</b> (26.13.00)	S5	61 (75.45.00)	<b>67/5030-153</b> (26.14.00)	S6	71,5 (74.46.00)



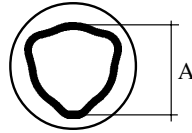


**MACHOIRES  
YOKES**

Type  
**BYPY**  
Type



**MACHOIRES POUR TUBE  
YOKES FOR TUBE**



PRISE DE FORCE  
POWER TAKE OFF

Croisillon Universal joint	Intérieur / Inner		Extérieur / Outer	
	Référence Reference	A (mm)	Référence Reference	A (mm)
 54 22 (1.41)	<b>67/5030-154</b> (1.07) (204016852)	1.04 26,5 (125023000)	<b>67/5030-162</b> (1.06) (204016851)	1.03 32,5 (125033000)
 61,3 23,8 (2.41)	<b>67/5030-155</b> (2.07) (204026852)	2.04 29 (125043000)	<b>67/5030-163</b> (2.06) (204026851)	2.03 36 (125053000)
 70 27 (3.41)	<b>67/5030-156</b> (3.07) (204036852)	2.03 36 (125053000)	<b>67/5030-164</b> (3.06) (204036851)	3.03 43,5 (125083000)
 74,6 27 (4.41)	<b>67/5030-157</b> (4.07) (204046852)	4.04 36 (125073000)	<b>67/5030-165</b> (4.06) (204046851)	3.03 43,5 (125083000)
 80 29 (30.41)	<b>67/5030-158</b> (30.07) (204306852)	4.04 36 (125073000)	<b>67/5030-166</b> (30.06) (204306851)	3.03 43,5 (125083000)
 79,4 30,2 (5.41)	<b>67/5030-159</b> (5.07) (204056861)	5.04 45 (125093000)	<b>67/5030-167</b> (5.06) (204056860)	5.03 51,6 (125103000)
 91,4 30,2 (6.41)	<b>67/5030-160</b> (6.07) (204066852)	5.04 45 (125093000)	<b>67/5030-168</b> (6.06) (204066851)	6.03 54 (125123000)
 106,5 34 (60.41)	<b>67/5030-161</b> (60.07)	7.04 45 (125113000)	<b>67/5030-169</b> (60.06)	6.03 54 (125123000)



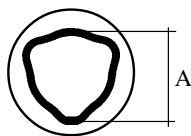




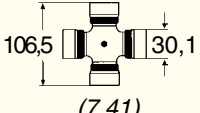
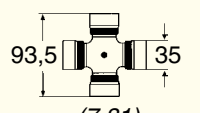
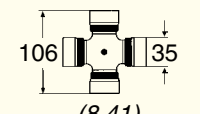
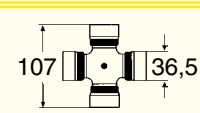
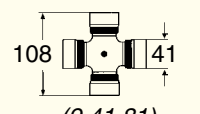
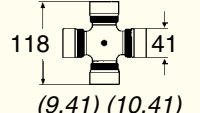
Type  
**BYPY**  
Type

**MACHOIRES  
YOKES**

PRISE DE FORCE  
POWER TAKE OFF

**MACHOIRES POUR TUBE  
YOKES FOR TUBE**



Croisillon Universal joint	Intérieur / Inner		Extérieur / Outer	
	Référence Reference	 A (mm)	Référence Reference	 A (mm)
 (7.41)	<b>67/5030-170</b> (7.07) (204076852)	7.04 45 (125113000)	<b>67/5030-179</b> (7.06) (204076851)	6.03 54 (125.123.000)
 (7.81)	<b>67/5030-171</b> (7.N7) (204178652)	7.04 45 (125113000)	<b>67/5030-180</b> (7.N6) (204176851)	6.03 54 (125123000)
 (8.41)	<b>67/5030-172</b> (8.07) (204086852)	7.04 45 (125113000)	<b>67/5030-173</b> (8.06) (204086861)	6.03 54 (125123000)
	<b>67/5030-173</b> (8.N7) (204086861)	6.03 54 (125123000)	<b>67/5030-182</b> (8.N6) (204086860)	8.03 63 (125223000)
 (8.41)	<b>67/5030-173</b> (8N7) (204086861) (2)	6.03 54 (125123000)	<b>67/5030-183</b> (88.06R) (204086854) (2)	9.03 66 (125153000)
	<b>67/5030-175</b> (89.07) (204896852)	6.03 54 (125123000)	<b>67/5030-184</b> (89.06) (204896851)	9.03 66 (125153000)
 (9.41.81)	<b>67/5030-176</b> (89.68.54) (204896854) (1)	7.04 45 (125113000)	<b>67/5030-175</b> (89.07) (204896852) (1)	6.03 54 (125123000)
	<b>67/5030-177</b> (9N7) (204196852)	9.04 54 (125143000)	<b>67/5030-185</b> (9.N6) (204196851)	8.03 63 (125223000)
 (9.41) (10.41)	<b>67/5030-178</b> (9.07) (204106852)	9.04 54 (125143000)	<b>67/5030-186</b> (9.06) (204106851)	9.03 66 (125153000)

(1) Spécial KUHN / Special KUHN

(2) Spécial RABEWERK / Special RABEWERK

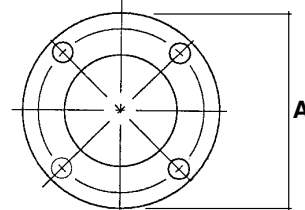
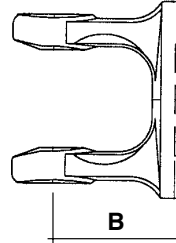


**MACHOIRES SPECIFIQUES**  
**SPECIFIC YOKES**

Type  
**BYPY**  
Type

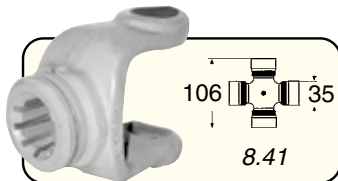


**MACHOIRES A PLATEAU - FLANGE YOKES**




Croisillon <i>Universal joint</i>	Référence <i>Reference</i>	A mm	B mm	Rempl. / Repl. <b>BYPY</b>
 61,3 23,8 2.41	<b>67/5030-187</b> (2.05.81)	90	54	22102153 (A2)
 74,5 27 4.41	<b>67/5030-190</b> (4.05.81) <b>67/5030-191</b> (4.05.82)	100 90	64 64	221047153 (A4) 221047152 (A4)

**MACHOIRE ET ARBRE CANNELE - YOKES AND SPLINED SHAFT**

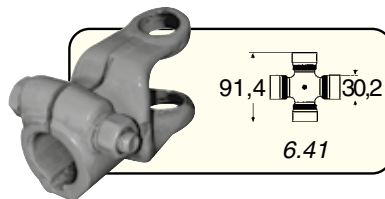


**67/5030-192** (8.57.01)  
Mâchoire pour arbre cannelé  
*Yokes for splined shaft*




**67/5040-193** (8.58)  
Arbre ø 45 mm, 10 cannelures  
*Shaft ø 45 mm, 10 splines*  
Vendu au mètre  
*Sold by metre*

**MACHOIRES SPECIFIQUES - SPECIFIC YOKES**



**67/5030-194** (6.05.D6)  
Mâchoire alésée ø 40 mm  
Boulon tangent M12  
*Plain yoke bore (ø 40 mm)*  
*Bolt M12*

**67/5030-195** (6.05.17)  
Mâchoire 1.3/8" Z6  
Boulon sécant M12  
*Yoke 1.3/8" Z6*  
*Taper pin (M12) connection*



**67/5030-196** (6.05.18)  
Mâchoire 1.3/8" Z21  
Boulon sécant M12  
*Yoke 1.3/8" Z21*  
*Taper pin (M12) connection*

**67/5030-229** (8.05.19)  
Mâchoire 1.3/4" Z6  
Boulon sécant M12  
*Yoke 1.3/4" Z6*  
*Taper pin (M12) connection*

**67/5030-230** (8.05.20)  
Mâchoire 1.3/4" Z20  
Boulon sécant M12  
*Yoke 1.3/4" Z20*  
*Taper pin (M12) connection*



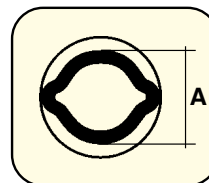


Type  
**WALTERSCHEID**  
Type

**JOINTS DE CARDAN**  
**JOINT ASSEMBLIES**

PRISE DE FORCE  
POWER TAKE OFF

**JOINTS DE CARDAN**  
**JOINT ASSEMBLIES**



Croisillon <i>Universal joint</i>	Intérieur / Inner			Extérieur / Outer		
	Référence <i>Reference</i>		A (mm)	Référence <i>Reference</i>		A (mm)
 55 22 (10.01.00)	67/5050-1 (WAP10001)	00A	23,5 (75.06.00)	67/5050-2 (WAP10002)	0A	30 (75.12.00)
	67/5050-3 (WAP10003)	0V	34,5 (75.11.00)	67/5050-4 (WAP10004)	1	41,3 (75.15.00)
 61 24 (20.00.00)	67/5050-5 (WAP20001)	0V	34,5 (75.11.00)	67/5050-6 (WAP20002)	1	41,3 (75.15.00)
	67/5050-7 (WAP20003)	00A	23,5 (75.06.00)	67/5050-8 (WAP20004)	0A	30 (75.12.00)
 70 27 (11.03.00)	67/5050-9 (WAP11001)	0V	34,5 (75.11.00)	67/5050-10 (WAP11002)	1	41,3 (75.15.00)
 74,5 27 (21.00.00)	67/5050-11 (WAP21001)	0V	34,5 (75.11.00)	67/5050-12 (WAP21002)	1	41,3 (75.15.00)
	67/5050-13 (WAP21003)	1b	39,5 (75.25.00)	67/5050-14 (WAP21004)	2a	48 (75.35.00)
 92 30 (22.00.00)	67/5050-15 (WAP22001)	1b	39,5 (75.25.00)	67/5050-16 (WAP22002)	2a	48 (75.35.00)
 76 32 (35.00.00)	67/5050-17 (WAP35001)	1b	39,5 (75.25.00)	67/5050-18 (WAP35002)	2a	48 (75.35.00)
 90 34 (12.00.00)	67/5050-19 (WAP12001)	1b	39,5 (75.25.00)	67/5050-20 (WAP12002)	2a	48 (75.35.00)
 89 36 (36.00.00)	67/5050-21 (WAP36001)	1b	39,5 (75.25.00)	67/5050-22 (WAP36002)	2a	48 (75.35.00)

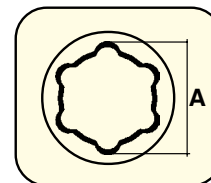


**JOINTS DE CARDAN  
JOINT ASSEMBLIES**



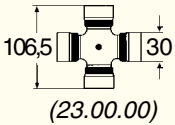
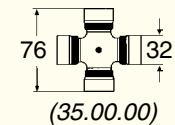
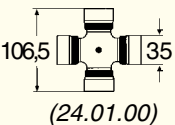
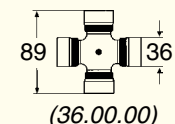
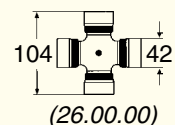
Type  
**WALTERSCHEID**  
Type



**JOINTS DE CARDAN  
JOINT ASSEMBLIES**



PRISE DE FORCE  
POWER TAKE OFF

Croisillon <i>Universal joint</i>	Intérieur / Inner			Extérieur / Outer		
	Référence <i>Reference</i>	 A (mm)	Référence <i>Reference</i>	 A (mm)		
 106,5 30 (23.00.00)	<b>67/5050-23</b> (WAP23001)	S4 51 (75.44.00)	<b>67/5050-24</b> (WAP23002)	S5 61 (75.45.00)		
 76 32 (35.00.00)	<b>67/5050-25</b> (WAP35003)	S4 51 (75.44.00)	<b>67/5050-26</b> (WAP35004)	S5 61 (75.45.00)		
 106,5 35 (24.01.00)	<b>67/5050-27</b> (WAP24001)	S4 51 (75.44.00)	<b>67/5050-28</b> (WAP24002)	S5 61 (75.45.00)		
 89 36 (36.00.00)	<b>67/5050-29</b> (WAP36003)	S4 51 (75.44.00)	<b>67/5050-30</b> (WAP36004)	S5 61 (75.45.00)		
 104 42 (26.00.00)	<b>67/5050-31</b>  <b>67/5050-33</b>	S4 51 (75.44.00) S5 61 (75.45.00)	<b>67/5050-32</b>  <b>67/5050-34</b>	S5 61 (75.45.00) S6 71 (75.46.00)		



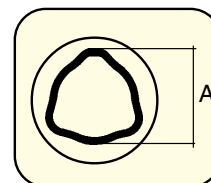


Type  
**BYPY**  
Type

**JOINTS DE CARDAN  
JOINT ASSEMBLIES**

PRISE DE FORCE  
POWER TAKE OFF

**JOINTS DE CARDAN  
JOINT ASSEMBLIES**



Croisillon Universal joint	Intérieur / Inner		Extérieur / Outer		
	Référence Reference	A (mm)	Référence Reference	A (mm)	A (mm)
 (1.41)	<b>67/5050-35</b> (1.02) (1 G1 050 007)	1.04 26,5 (125.023.000)	<b>67/5050-36</b> (1.01) (1 G1 049 007)	1.03 32,5 (125.033.000)	
 (2.41)	<b>67/5050-37</b> (2.02) (1 G2 050 007)	2.04 29 (125.043.000)	<b>67/5050-38</b> (2.01) (1 G2 049 007)	2.03 36 (125.053.000)	
 (3.41)	<b>67/5050-39</b> (3.02) (1 G3 050 007)	2.03 36 (125.053.000)	<b>67/5050-40</b> (3.01) (1 G3 049 007)	3.03 43,5 (125.083.000)	
 (4.41)	<b>67/5050-41</b> (4.02) (1 G4 050 007)	4.04 36 (125.073.000)	<b>67/5050-42</b> (4.01) (1 G4 049 007)	3.03 43,5 (125.083.000)	
 (5.41)	<b>67/5050-43</b> (5.02) (1 G5 050 007)	5.04 45 (125.093.000)	<b>67/5050-44</b> (5.01) (1 G5 049 007)	5.03 51,6 (125.103.000)	
 (6.41)	<b>67/5050-45</b> (6.02) (1 G6 050 007)	5.04 45 (125.093.000)	<b>67/5050-46</b> (6.01) (1 G6 049 007)	6.03 54 (125.123.000)	
 (7.41)	<b>67/5050-47</b> (7.02)	7.04 45 (125.113.000)	<b>67/5050-48</b> (7.01)	6.03 54 (125.123.000)	
 (7.81)	<b>67/5050-49</b> (7.N2) (1 G7 050 007)	7.04 45 (125.113.000)	<b>67/5050-50</b> (7.N1) (1 G7 049 007)	6.03 54 (125.123.000)	

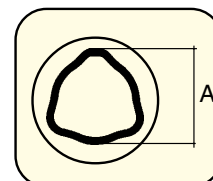


**JOINTS DE CARDAN  
JOINT ASSEMBLIES**

Type  
**BYPY**  
Type




**JOINTS DE CARDAN  
JOINT ASSEMBLIES**



PRISE DE FORCE  
POWER TAKE OFF

Croisillon Universal joint	Intérieur / Inner			Extérieur / Outer		
	Référence Reference	A (mm)		Référence Reference	A (mm)	
 (8.41)	<b>67/5050-51 (8.02)</b> (700300208007050) <b>67/5050-53 (8.N2)</b> (1 G8 050 007)	7.04 6.03	45 54 (125.113.000) (125.123.000)	<b>67/5050-53 (8.01)</b>  <b>67/5050-54 (8.N1)</b> (1 G8 049 007)	6.03 8.03	54 63 (125.123.000) (125.223.000)
	<b>67/5050-55 (9.N2)</b> (1 G9 050 007)	9.04	54 (125.143.000)	<b>67/5050-56 (9.N1)</b> (1 G9 049 007)	8.03	63 (125.223.000)
 (9.41)	<b>67/5050-57 (9.02)</b> (1 G0 050 007)	9.04	54 (125.143.000)	<b>67/5050-58 (9.01)</b> (1 G0 049 007)	9.03	66 (125.153.000)



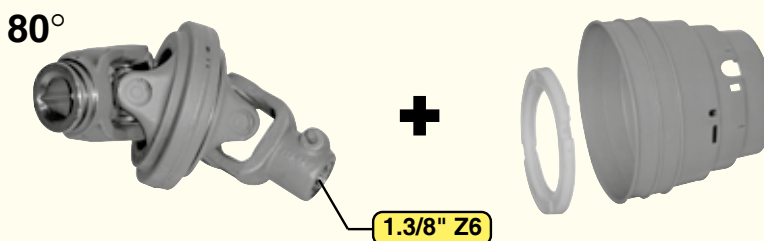


Type  
**WALTERSCHEID**  
Type

## JOINTS DE CARDAN GRAND ANGLE CV-JOINTS

PRISE DE FORCE  
POWER TAKE OFF

### JOINTS DE CARDAN GRAND ANGLE CV-JOINTS

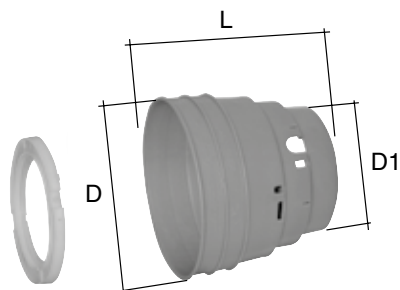


Livré monté avec protecteur - *Supplied with safety guard*

Pièces de rechange voir page : 51 - *Spare parts see page : 51*

Intérieur <i>Inner</i>	Extérieur <i>Outer</i>	W.2380	W.2480	W.2580	Remplace / <i>Replaces</i> Walterscheid
0v		<b>67/5060-1</b> (WAG.21.1)	-	-	21.10.10 + 21.11.10
	1	<b>67/5060-2</b> (WAG.21.2)	-	-	21.10.10 + 21.12.10
1b		-	<b>67/5060-3</b> (WAG.35.1)	-	35.10.10 + 35.13.10
	2a	-	<b>67/5060-4</b> (WAG.35.2)	-	35.10.10 + 35.14.10
S4		-	<b>67/5060-5</b> (WAG.35.3)	-	35.10.10 + 35.13.109
	S5	-	<b>67/5060-6</b> (WAG.35.4)	-	35.10.10 + 35.14.--
S4		-	-	<b>67/5060-7</b> (WAG.36.1)	36.10.10 + 36.13.104
	S5	-	-	<b>67/5060-8</b> (WAG.36.2)	36.10.10 + 36.14.116

Bol + bague + vis  
*Cone + bearing sets + vis*



Type <i>Type</i>	Référence <i>Reference</i>	D1	D	L
2380	<b>67/5010-36</b> (AS 21/80K)	156	201	172
2480	<b>67/5010-37</b> (AS 31/80K)	158	223	188





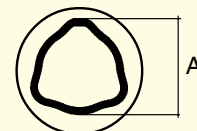


**JOINTS DE CARDAN GRAND ANGLE**  
**CV-JOINTS**

Type  
**BYPY**  
Type



**JOINTS DE CARDAN GRAND ANGLE**  
**CV-JOINTS**

80°

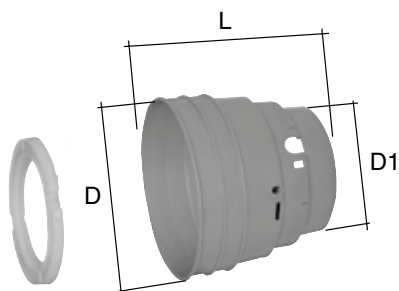


Livré monté avec protecteur - *Supplied with safety guard*

PRISE DE FORCE  
POWER TAKE OFF

Pièces de rechange voir page : 52 - *Spare parts see page : 52*

Croisillon <i>Universal joint</i>	Référence <i>Reference</i>	Machoire ext. <i>Outer yoke</i>	Int. / Inner		Ext. / Outer	
				A (mm)		A (mm)
 27 24 75 91 (21.06.00)	67/5060-9 (BAG.21.1)	1.3/8" Z6	4.04	36	-	-
	67/5060-10 (BAG.21.2)	1.3/8" Z6	-	-	3.03	43,5
 32 27 76 94 (35.06.00)	67/5060-11 (BAG.35.1)	1.3/8" Z6	5.04	45	-	-
	67/5060-12 (BAG.35.2)	1.3/8" Z6	-	-	6.03	54
 36 32 89 106 (36.06.00)	67/5060-13 (BAG.36.1)	1.3/8" Z6	6.03	54	-	-
	67/5060-14 (BAG.36.2)	1.3/8" Z6	-	-	8.03	63



Bol + bague + vis  
*Cone + bearing sets + vis*

Type <i>Type</i>	Référence <i>Reference</i>	D1	D	L
2380	67/5010-36 (AS 21/80K)	156	201	172
2480	67/5010-37 (AS 31/80K)	158	223	188



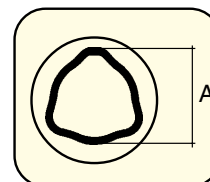



OEM  
**BYPY**  
OEM

**JOINTS DE CARDAN GRAND ANGLE**  
**CV-JOINTS**

PRISE DE FORCE  
POWER TAKE OFF

**JOINTS DE CARDAN GRAND ANGLE**  
**CV-JOINTS**



**Montage côté tracteur**  
**Tractor side**

Croisillon <i>Universal joint</i>	Référence <i>Reference</i>	Machoire extérieure <i>Outer yoke</i>	Int. / <i>Inner</i>		Ext. / <i>Outer</i>	
				A (mm)		A (mm)
 (2.41.02)	<b>67/5060-15</b> (2H02)	1.3/8" Z6	2.04	29	-	-
	<b>67/5060-16</b> (2H01)	1.3/8" Z6	-	-	2.03	36
 (4.41.02)	<b>67/5060-17</b> (4H02)	1.3/8" Z6	4.04	36	-	-
	<b>67/5060-18</b> (4H01)	1.3/8" Z6	-	-	3.03	43,5
 (6.41.02)	<b>67/5060-19</b> (6H02)	1.3/8" Z6	5.04	45	-	-
	<b>67/5060-20</b> (6H02Z21)	1.3/8" Z21	-	-	-	-
	<b>67/5060-21</b> (6H01) <b>67/5060-22</b> (6H01Z21)	1.3/8" Z6 1.3/8" Z21	-	-	6.03	54
 (8.41.02)	<b>67/5060-23</b> (8H02)	1.3/8" Z6	6.03	54	-	-
	<b>67/5060-24</b> (8H02Z21)	1.3/8" Z21	-	-	-	-
	<b>67/5060-25</b> (8H01) <b>67/5060-26</b> (8H01Z21)	1.3/8" Z6 1.3/8" Z21	-	-	8.03	63

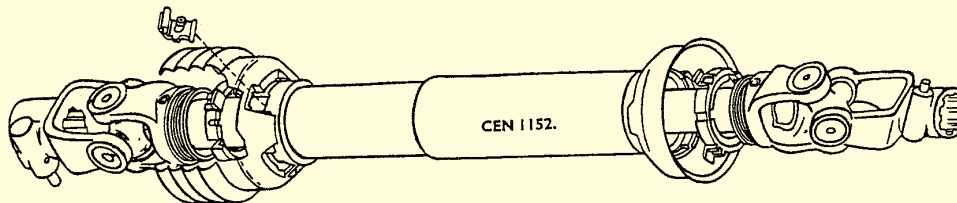


**PROTECTEURS DE SECURITE  
SAFETY GUARDS**

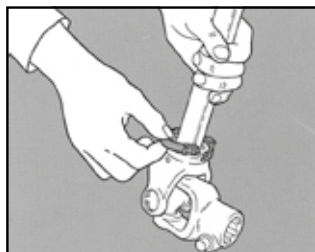


*Approuvés aux normes CEN 1152 / CEN 1152 specifications*

**"EASY LOCK"**

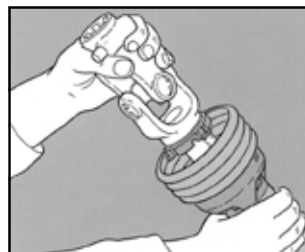


PRISE DE FORCE  
POWER TAKE OFF



Mettre la bague en place.

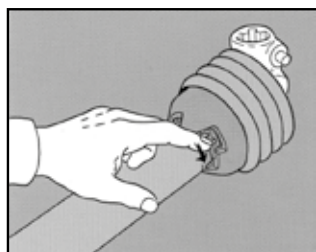
*Place the bearing on the yoke splined groove.*



Presenter le tube protecteur.

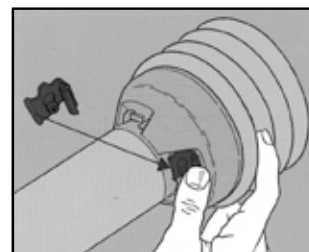
*Push the bearing notches in place into the guard.*

Tourner la bague dans le sens indiqué.  
*Turn the bearing and lock it into the guard.*



Monter le graisseur-clips rouge en le poussant jusqu'au blocage

*Push the "Easy lock" grease nipple in position. Bearing and safety guard are now secured, providing optimal safety.*






Type  
**WALTERSCHEID**  
Type

**PROTECTEURS DE SECURITE**  
**SAFETY GUARDS**

PRISE DE FORCE  
POWER TAKE OFF

**PROTECTEURS "EASY LOCK"**  
**"EASY LOCK" SAFETY GUARDS**



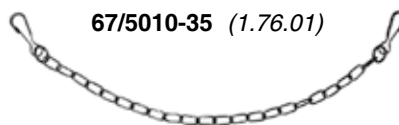
Croisillon <i>Universal joint</i>	Type de transmission <i>Shaft model</i>	Protecteur nu <i>Safety guard without bearing</i>	Long. fermée <i>Shorter length</i>	Kit de 2 bagues <i>2 bearings set</i>
(10.01.00) 55  22	W.100 W.2100	<b>67/5010-1</b> (AS.1/101) <b>67/5010-2</b> (AS.1/121)	1010 1210	<b>67/5010-9</b> (AS/W.105)
(20.00.00) 61  24	W.200 W.2200	<b>67/5010-3</b> (AS.2/101) <b>67/5010-4</b> (AS.2/121)	1010 1210	<b>67/5010-10</b> (AS/W.215)
(11.03.00) 70  27	W.I			
(21.00.00) 74,5  27	W.210 W.2300			
(22.00.00) 92  30	W.220			
(23.00.00) 106,5  30	W.230	<b>67/5010-5</b> (AS.3/101) <b>67/5010-6</b> (AS.3/121)	1010 1210	<b>67/5010-11</b> (AS/W.325)
(35.00.00) 76  32	W.2400			
(12.00.00) 90  34	W.II			
(24.01.00) 106,5  35	W.240			
(36.00.00) 89  36	W.2500			
(26.00.00) 104  42	W.2600	<b>67/5010-7</b> (AS.4/101) <b>67/5010-8</b> (AS.4/121)	1010 1210	<b>67/5010-12</b> (AS/W.435)

**GRAISSEUR POUR**  
**PROTECTEURS "EASY LOCK»**  
**GREASE NIPPLE FOR**  
**"EASY LOCK" SAFETY GUARDS**



**67/5010-13** (AS/1234)

**CHAINETTE DE SÉCURITÉ**  
**SAFETY CHAIN**



**67/5010-35** (1.76.01)

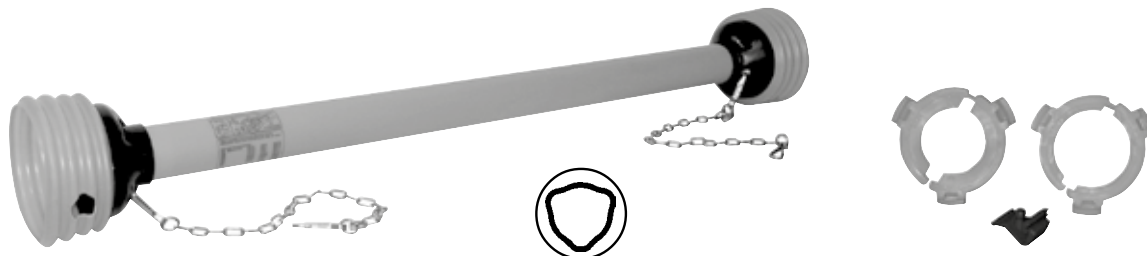


**PROTECTEURS DE SECURITE**  
**SAFETY GUARDS**

Type  
**BYPY**  
Type



**PROTECTEURS "EASY LOCK"**  
**"EASY LOCK" SAFETY GUARDS**



PRISE DE FORCE  
POWER TAKE OFF

Croisillon <i>Universal joint</i>	Type de transmission <i>Shaft model</i>	Protecteur nu <i>Safety guard without bearing</i>	Long. fermée <i>Shorter length</i>	Kit de 2 bagues <i>2 bearings set</i>
(1.41) 54  22	A.1	<b>67/5010-1</b> (AS.1/101) <b>67/5010-2</b> (AS.1/121)	1010 1210	<b>67/5010-14</b> (AS/B.101)
(2.41) 61,3  23,8	A.2	<b>67/5010-3</b> (AS.2/101) <b>67/5010-4</b> (AS.2/121)	1010 1210	<b>67/5010-15</b> (AS/B.202)
(3.41) 70  27	A.3	<b>67/5010-3</b> (AS.2/101) <b>67/5010-4</b> (AS.2/121)	1010 1210	<b>67/5010-16</b> (AS/B.234)
(4.41) 74,6  27	A.4			
(5.41) 79,4  30,2	A.5	<b>67/5010-5</b> (AS.3/101) <b>67/5010-6</b> (AS.3/121)	1010 1210	<b>67/5010-17</b> (AS/B.305)
(6.41) 91,4  30,2	A.6	<b>67/5010-7</b> (AS.4/101) <b>67/5010-8</b> (AS.4/121)	1010 1210	<b>67/5010-18</b> (AS/B.467)
(7.41) 106,5  30,1	A.7			
(8.41) 106  35	A.8	<b>67/5010-7</b> (AS.4/101) <b>67/5010-8</b> (AS.4/121)	1010 1210	<b>67/5010-19</b> (AS/B.489)
(9.41.81) 108  41	A.9			
(9.41) 118  41	A.10			

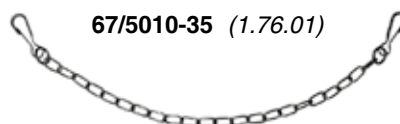
Protecteur BYPY d'origine - suivant applications et dimensions : nous consulter  
Original safety guards for pto shafts bypy - following applications and dimensions: please ask us

**GRAISSEUR POUR**  
**PROTECTEURS "EASY LOCK»**  
**GREASE NIPPLE FOR**  
**"EASY LOCK" SAFETY GUARDS**



**67/5010-13** (AS/1234)

**CHAINETTE DE SECURITE**  
**SAFETY CHAIN**



**67/5010-35** (1.76.01)





Type  
**WALTERSCHEID**  
Type

**PROTECTEURS DE SECURITE**  
**SAFETY GUARDS**

PRISE DE FORCE  
POWER TAKE OFF

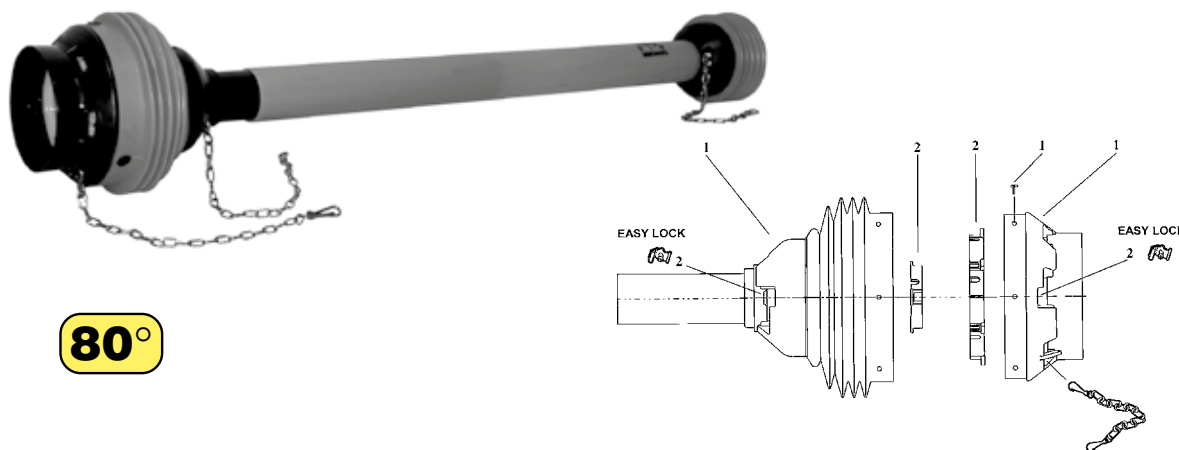
**PROTECTEURS POUR CARDANS GRAND ANGLE**  
**SAFETY GUARDS FOR WIDE ANGLE JOINTS**

**80°**



Type de transmission <i>Shaft model</i>	Référence <i>Reference</i>	Kit de 2 bagues <i>2 bearings set</i>
W.100, W.2100, W.I, W.200, W.2300, W.210	<b>67/5010-20</b> (AS.21/121/WAG)	<b>67/5010-22</b> (AS/W.2115S)
W.II, W.220, W.230, W.240, W.2400, W.2500	<b>67/5010-21</b> (AS.31/121/WAG)	<b>67/5010-23</b> (AS/W.3125)

**PROTECTEURS "EASY LOCK" POUR CARDANS GRAND ANGLE**  
**"EASY LOCK" SAFETY GUARDS FOR WIDE ANGLE JOINTS**



**80°**

Croisillon <i>Universal joint</i>			① Protecteur nu <i>Safety guard without bearing</i>	Longueur <i>Length</i>	② Kit de 2 bagues <i>2 bearings set</i>
67/5020-8 (20.06.00)	X		<b>67/5010-24</b> (AS.2800/101)	1010	<b>67/5010-25</b> (AS/W.0020)
67/5020-10 (21.06.00)	X		<b>67/5010-26</b> (AS.2800/136)	1360	<b>67/5010-27</b> (AS/W.0021)
67/5020-13 (35.06.00)	X	X	<b>67/5010-28</b> (AS.3800/101)	1010	<b>67/5010-29</b> (AS/W.0035)
67/5020-16 (36.06.00)	X	X	<b>67/5010-30</b> (AS.3800/136)	1360	<b>67/5010-31</b> (AS/W.0036)

CARD - 40

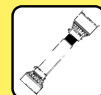


*"The reliable service"*





(Ed.1) 02/2000

**PROTECTEURS DE SECURITE**  
**SAFETY GUARDS**





**BOLS PROTECTEURS POUR JOINT GRAND ANGLE**  
à monter avec protection normale  
**SAFETY SHIELDS FOR WIDE ANGLE SHAFTS**  
to fit with safety guard



PRISE DE FORCE  
POWER TAKE OFF

Type de transmission <i>Shaft model</i>	Croisillon <i>Universal joint</i>	Référence <i>Reference</i>
A.4	67/5020-36 (4.41.02)	<b>67/5010-32</b> (400Z5)
A.6	67/5020-37 (6.41.02)	<b>67/5010-33</b> (600Z5)
A.8	67/5020-38 (8.41.02)	<b>67/5010-34</b> (800Z5)





**DISPOSITIFS DE SECURITE**  
**SAFETY DEVICES**

PRISE DE FORCE  
POWER TAKE OFF

**ROUES LIBRES A CAMES**  
**OVERRUNNER CAM CLUTCHES**

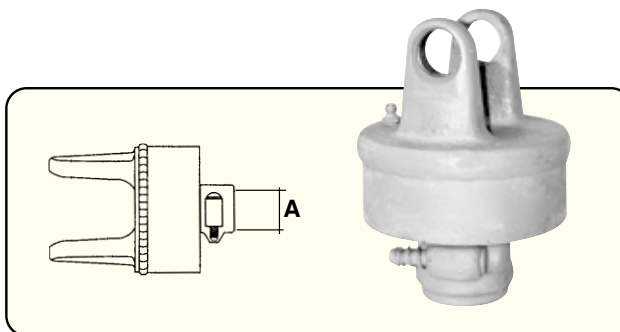
C'est un dispositif qui s'emploie sur des machines avec une forte masse de rotation. Elle permet la libre rotation sur des machines qui sont soumises à une force d'inertie considérable au moment de l'arrêt ou de la décélération.

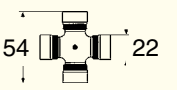
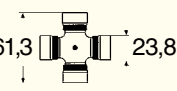
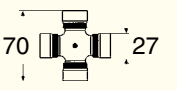
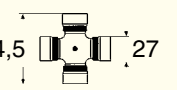
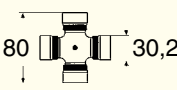
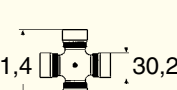


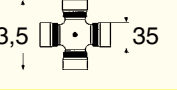
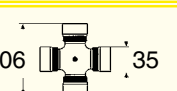
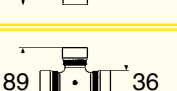

La version standard est toujours livrée avec rotation à droite. Elle peut aussi être livrée avec rotation à gauche.

*Device used in implements with a strong inertial mass. It allows free rotation when deceleration or stop occurs.*

*Standard version rotates clockwise.*

*Counterclockwise rotation can be supplied on request.*



Croisillon Universal joint	Référence Reference	Type Type	Couple N.m. Torque N.m.	A	Rempl. / Repl. Walterscheid	Rempl. / Repl. BYPY
 54 x 22	<b>67/5080-1</b> (18.51.01)	RLP1	1600	1.3/8" Z6	56.147.40 W2100	601101001 (A1)
 61,3 x 23,8	<b>67/5080-2</b> (18.51.03)	RLP1	1600	1.3/8" Z6	56.140.40 W2200	601102001 (A2)
 70 x 27	<b>67/5080-3</b> (18.51.04)	RLP1	1600	1.3/8" Z6	WI	601103001 (A3)
 74,5 x 27	<b>67/5080-4</b> (18.51.05)	RLP1	1600	1.3/8" Z6	56.141.40 W2300	601104001 (A4)
 80 x 30,2	<b>67/5080-5</b> (28.51.01)	RLP2	2400	1.3/8" Z6	-	601205001 (A5)
 91,4 x 30,2	<b>67/5080-6</b> (18.51.09)	RLP1	1600	1.3/8" Z6	W220	601106001 (A6)
 91,4 x 30,2	<b>67/5080-7</b> (28.51.03)	RLP2	2400	1.3/8" Z6		601206201 (A6)
 76 x 32	<b>67/5080-8</b> (WAK.035.005)	RLP2	3000	1.3/8" Z6	56.144.40 W2400	-
 93,5 x 35	<b>67/5080-13</b>	RLP2	2400	1.3/8" Z6	-	601217002 (A7N)
 106 x 35	<b>67/5080-9</b> (28.51.07)	RLP3	4000	1.3/8" Z6	W240	601308201 (A8)
 106 x 35	<b>67/5080-14</b>	RLP3	4000	1.3/4" Z6	W240	601308203 (A8)
 89 x 36	<b>67/5080-10</b> (WAK.036.005)	RLP2	-	1.3/8" Z6	56.104.40 W2500	-

Pièces de rechange voir page : 56

Spare parts see page : 56





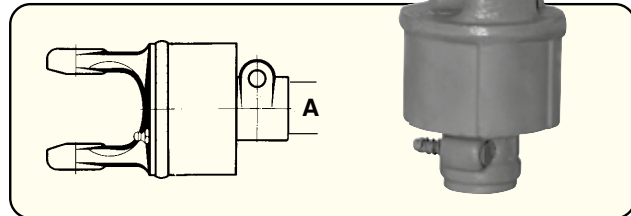
**DISPOSITIFS DE SECURITE**  
**SAFETY DEVICES**



**LIMITEURS DE COUPLE A CAMES**  
**TORQUE CAM LIMITERS**

Limitent les excès de puissance par déplacement des cames quand le couple transmis est supérieur au tarage préfixé. Quand il intervient, il est nécessaire d'arrêter la transmission immédiatement pour éviter l'usure superflue de certains composants

*Takes action through sliding of pins when transmitted torque exceeds the setting. At this point it is necessary to disconnect the PTO to prevent components injury.*



PRISE DE FORCE  
POWER TAKE OFF

Croisillon Universal joint	Référence Reference	Type Type	Couple N.m. Torque N.m.	A	Rangée de cames Cam range	Rempl. / Repl. Walterscheid	Rempl. / Repl. BYPY
	<b>67/5070-1</b> (11C1)	LP1	400	1.3/8" Z6	1	K31, W2100	610124001 (A1)
	<b>67/5070-2</b> (21C0)	LP2	650	1.3/8" Z6	2	K32, W2100	610234001 (A1)
	<b>67/5070-3</b> (11C3)	LP1	400	1.3/8" Z6	1	K31, W2200	611124001 (A2)
	<b>67/5070-4</b> (21C1)	LP2	800	1.3/8" Z6	2	K32, W2200	611239001 (A2)
	<b>67/5070-5</b> (31C0)	LP3	900	1.3/8" Z6	3	K33, W2200	611341001 (A2)
	<b>67/5070-6</b> (21C3)	LP2	800	1.3/8" Z6	2	K32, W2300	613239002 (A4)
	<b>67/5070-7</b> (31C1)	LP3	1200	1.3/8" Z6	3	K33, W2300	613348001 (A4)
	<b>67/5070-8</b> (41C0)	LP4	1600	1.3/8" Z6	4	K34, W2300	613456001 (A4)
	<b>67/5070-9</b> (21C8)	LP2	800	1.3/8" Z6	2	-	614239001 (A5)
	<b>67/5070-10</b> (31C5)	LP3	1200	1.3/8" Z6	3	K33, W220	615348002 (A6)
	<b>67/5070-11</b> (41C3)	LP4	1600	1.3/8" Z6	4	K34, W220	615456001 (A6)
	<b>67/5070-12</b> (WAK.035.033)	LP3	1200	1.3/8" Z6	3	K33, W2400	-
	<b>67/5070-13</b> (WAK.035.034)	LP4	1600	1.3/8" Z6	4	K34, W2400	-
	<b>67/5070-14</b> (WAK.035.035)	LP5	1900	1.3/8" Z6	5	K35, W2400	-

Pièces de rechange voir page : 55  
*Spare parts see page : 55*



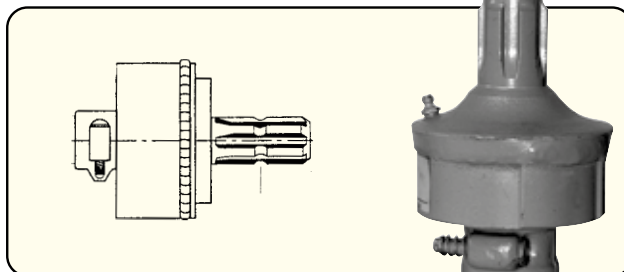


**DISPOSITIFS DE SECURITE**  
**SAFETY DEVICES**

PRISE DE FORCE  
POWER TAKE OFF

**ROUES LIBRES UNIVERSELLES (FEMELLE 1.3/8" Z6, MALE 1.3/8" Z6)**  
**UNIVERSAL OVERRUNNING CLUTCHES (FEMALE 1.3/8" Z6, MALE 1.3/8" Z6)**

Référence Reference	Couple N.m. Torque N.m.
67/5080-11 (18.51.11)	1600
67/5080-12 (28.51.11)	2400

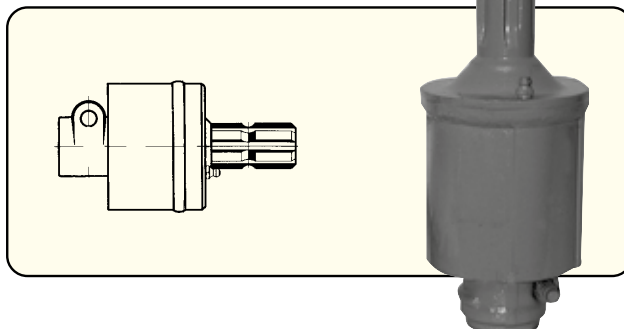


Pièces de rechange voir page : 56  
*Spare parts see page : 56*

**LIMITEURS DE COUPLE A CAMES UNIVERSELS (FEMELLE 1.3/8" Z6, MALE 1.3/8" Z6)**  
**UNIVERSAL PIN TORQUE LIMITERS (FEMALE 1.3/8" Z6, MALE 1.3/8" Z6)**

Limitent les excès de puissance par déplacement des cames quand le couple transmis est supérieur au tarage préfixé. Quand il intervient, il est nécessaire d'arrêter la transmission immédiatement pour éviter l'usure superflue de certains composants

*Takes action through sliding of cams when transmitted torque exceeds the setting. At this point it is necessary to disconnect the PTO to prevent components injury.*



Référence Reference	Couple N.m. Torque N.m.	Rangée de cames Cam range
67/5070-15 (11D1)	300	1
67/5070-16 (21D1)	600	2
67/5070-17 (31D1)	900	3
67/5070-18 (41D1)	1200	4

Pièces de rechange voir page : 55  
*Spare parts see page : 55*



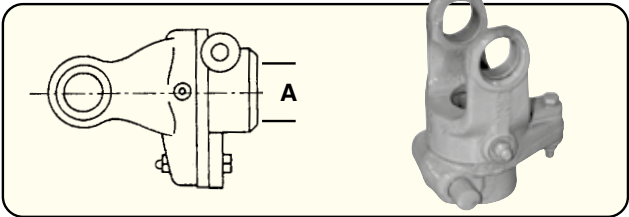
**DISPOSITIFS DE SECURITE**  
**SAFETY DEVICES**



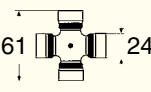
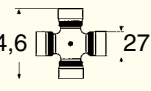
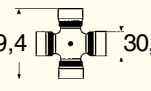
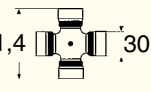
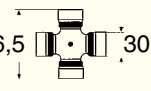
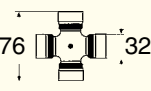
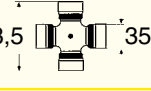
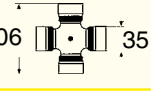
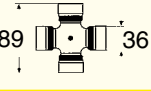
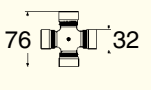
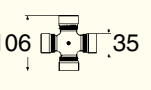
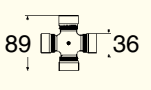
**LIMITEURS A BOULON DE CISAILEMENT**  
**SHEAR BOLT TORQUE LIMITERS**

Limitent les excès de puissance par cassure de la vis quand le couple transmis est supérieur au tarage préfixé. Pour rétablir le tarage, il faut mettre en place une autre vis avec les mêmes caractéristiques.

Takes action through bolt shear when transmitted torque exceeds the setting. To restore the setting, a new bolt of similar characteristics has to be mounted.



PRISE DE FORCE  
POWER TAKE OFF

Croisillon Universal joint	Référence Reference	Type Type	Couple N.m. Torque N.m.	A	Boulon Bolt	Rempl. / Repl. Walterscheid	Rempl. / Repl. BYPY
 61 x 24	<b>67/5070-19</b> (13.02)	LB2	900	1.3/8" Z6	M6 x 40	K62, W2200	606202001 (A2)
 74,6 x 27	<b>67/5070-20</b> (23.04)	LB4	1700	1.3/8" Z6	M8 x 50	K62, W2300	606404001 (A4)
 79,4 x 30,2	<b>67/5070-67</b> (33.05)	LB5	2100	1.3/8" Z6	M10 x 50	-	606505001 (A5)
 91,4 x 30,2	<b>67/5070-21</b> (33.06)	LB6	2500	1.3/8" Z6	M10 x 60	K62, W220	616606001 (A6)
 106,5 x 30,1	<b>67/5070-22</b> (33.07)	LB7	3800	1.3/8" Z6	M12 x 70	K62, W230	606707001 (A7)
 76 x 32	<b>67/5070-23</b> (WAK.035.000)	LB35	2900	1.3/8" Z6	M10 x 60	K62, W2400	-
 93,5 x 35	<b>67/5070-66</b> (33.07.81)	NB7	3000	1.3/8" Z6	M12 x 65	-	606717004 (A7N)
 106 x 35	<b>67/5070-24</b> (33.08)	LB8	3500	1.3/8" Z6	M12 x 65	K62, W240	606808001 (A8)
 89 x 36	<b>67/5070-25</b> (WAK.036.000)	LB36	2900	1.3/8" Z6	M12 x 70	K62, W2500	-
 76 x 32	<b>67/5070-26</b>	-	2900	1.3/4" Z6	M10 x 60	W57.192.18 W2400	-
 106 x 35	<b>67/5070-27</b> (33.A8)	-	3500	1.3/4" Z6	M12 x 70	K62, W240	606808002 (A8)
 89 x 36	<b>67/5070-28</b>	-	2900	1.3/4" Z6	M10 x 70	W57.131.18 W2500	-





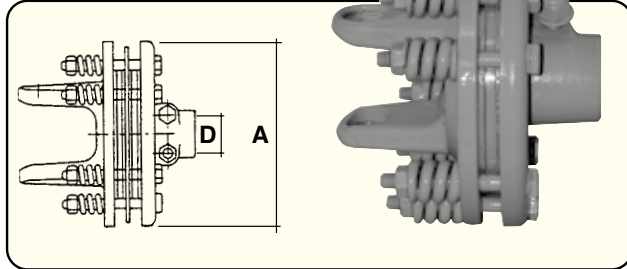
**DISPOSITIFS DE SECURITE**  
**SAFETY DEVICES**

PRISE DE FORCE  
POWER TAKE OFF

**LIMITEURS A FRICTION - LD**  
**FRICITION TORQUE LIMITERS - LD**

La rotation relative entre les surfaces de friction limitent la valeur du couple transmis à celui du tarage préfixé. Le tarage est réglé au moyen de l'actionnement des vis que réglent la pression des ressorts. Ils peuvent être employés autant comme un dispositif de sécurité pour les surcharges autant comme dispositif de mise en marche sur des machines à grande inertie.

*Relative rotation between friction surface limits transmission of torque to the setting. Breakdown torque setting can be fixed by driving spring pressure regulating nuts. Friction clutches can be used as an overload safety device and/or as a starting device for machines with high inertia.*




Croisillon Universal joint	Référence Reference	Type Type	Couple N.m. Torque N.m.	A	D	Disque Disc	Rempl. / Repl. Walterscheid	Rempl. / Repl. BYPY
	<b>67/5070-29</b> (38.A2)	LD1	900	180	1.3/8"	2 x Z6 ø 140	W210	637141001 (A4)
	<b>67/5070-30</b> (68.A9)	LD2	1200	200	1.3/8"	2 x Z6 ø 160	W220	639248001 (A6)
	<b>67/5070-31</b> (48.A1)	LD3	1450	180	1.3/8"	4 x Z6 ø 140	W220	639353001 (A6)
	<b>67/5070-32</b> (88.A3)	LD4	1450	200	1.3/8"	4 x Z6 ø 160	W220	639453001 (A6)
	<b>67/5070-33</b> (48.A2)	LD3	1450	180	1.3/4"	4 x Z6 ø 140	W220	639353002 (A6)
	<b>67/5070-34</b> (88.A4)	LD4	1450	200	1.3/4"	4 x Z6 ø 160	W220	639453002 (A6)
	<b>67/5070-37</b> (WAK.035.125)	LD1	1250	180	1.3/8"	2 x Z6 ø 140	W2400	-
	<b>67/5070-38</b> (WAK.035.200)	LD4	2000	200	1.3/8"	4 x Z6 ø 160	W2400	-
	<b>67/5070-35</b> (88.D4)	LD4	1700	200	1.3/8"	4 x Z6 ø 160	-	656457003 (A7N)
	<b>67/5070-36</b> (88.D5)	LD4	1700	200	1.3/4"	4 x Z6 ø 160	-	656457004 (A7N)
	<b>67/5070-39</b> (48.A5)	LD3	1500	180	1.3/8"	4 x Z6 ø 140	W240	641354003 (A8)
	<b>67/5070-40</b> (88.A7)	LD4	2000	200	1.3/8"	4 x Z6 ø 160	W240	641460003 (A8)
	<b>67/5070-41</b> (48.A6)	LD3	1500	180	1.3/4"	4 x Z6 ø 140	W240	641354002 (A8)
	<b>67/5070-42</b> (88.A8)	LD4	2000	200	1.3/4"	4 x Z6 ø 160	W240	641460004 (A8)
	<b>67/5070-43</b>	LD4	2000	200	1.3/4"	4 x Z20 ø 160	W240	641460006 (A8)
	<b>67/5070-44</b> (WAK.036.200)	LD4	2000	200	1.3/8"	4 x Z6 ø 160	W2500	-
	<b>67/5070-45</b> (WAK.036.200.34)	LD4	2000	200	1.3/4"	4 x Z6 ø 160	W2500	-
	<b>67/5080-46</b> (88.A6)	LD4	2000	200	1.3/4"	4 x Z6 ø 160	-	642460002 (A10)

**DISPOSITIFS DE SECURITE**  
**SAFETY DEVICES**



**LIMITEURS A FRICTION UNIVERSELS**  
**UNIVERSAL FRICTION TORQUE LIMITERS**



PRISE DE FORCE  
POWER TAKE OFF

**2 DISQUES / 2 DISCS**

Référence Reference	Disque Disc	Couple N.m. Torque N.m.	ø A mm	X	Y
<b>67/5070-47</b> (38.B2)	2 x ø 140 mm	900	180	1 3/8" Z6	1 3/8" Z6
<b>67/5070-48</b> (68.B0)	2 x ø 160 mm	1200	200	1 3/8" Z6	1 3/8" Z6
<b>67/5070-49</b> (68.B2)	2 x ø 160 mm	1200	200	1 3/4" Z6	1 3/8" Z6

**4 DISQUES / 4 DISCS**

<b>67/5070-50</b> (48.B0)	4 x ø 140 mm	1500	180	1 3/8" Z6	1 3/8" Z6
<b>67/5070-50</b> (88.B0)	4 x ø 160 mm	2000	200	1 3/8" Z6	1 3/8" Z6
<b>67/5070-51</b> (88.B2)	4 x ø 160 mm	2000	200	1 3/4" Z6	1 3/8" Z6
<b>67/5070-52</b> (88.B3)	4 x ø 160 mm	2000	200	1 3/4" Z6	1 3/4" Z6

Pièces de rechange voir page : 53-54 / Spare parts see page : 53-54





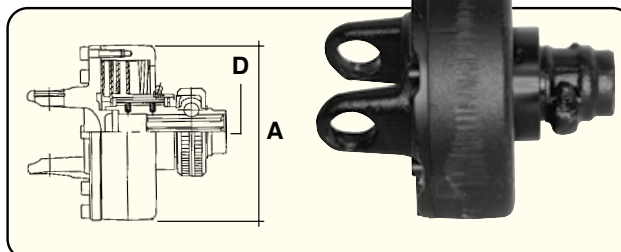
**DISPOSITIFS DE SECURITE**  
**SAFETY DEVICES**

PRISE DE FORCE  
POWER TAKE OFF

**LIMITEURS DE COUPLE A FRICTION ET ROUE LIBRE INCORPOREE**  
**FRICTION TORQUE LIMITERS WITH OVERRUNNING CLUTCH**

Ce dispositif combine les caractéristiques de l'embrayage à disques et la roue libre. Il est employé sur des machines avec une grande masse de rotation et une forte inertie.

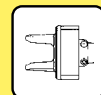
*Combines characteristics of friction disc clutch an overrunning clutch. It is used on machines with high inertia.*



Croisillon <i>Universal joint</i>	Référence <i>Reference</i>	Type	Couple N.m. <i>Torque N.m.</i>	A	D	Rempl. / Repl. <i>WALTERSCHEID</i>	Rempl. / Repl. <i>BYPY</i>
	<b>67/5070-53</b>	FN22	1200	180	1.3/8" Z6	-	687548703 (A5)
	<b>67/5070-54</b>	FN22	1450	180	1.3/8" Z6	W220	687653703 (A6)
	<b>67/5070-55</b>	FN22	1700	180	1.3/8" Z6	-	687757703 (A7N)
	<b>67/5070-56</b>	FN33	2100	200	1.3/8" Z6	W240	687861803 (A8)
	<b>67/5070-57</b>	FN33	2100	200	1.3/4" Z6	W240	687861804 (A8)

Pièce de rechange voir page : 55  
*Spare part see page : 55*

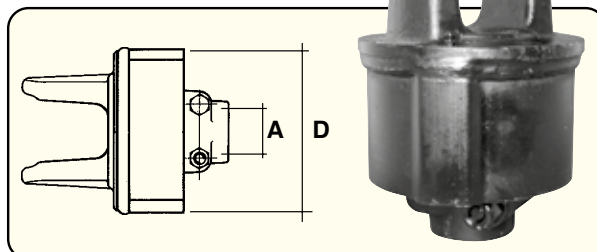
**DISPOSITIFS DE SECURITE**  
**SAFETY DEVICES**



**LIMITEURS AUTOMATIQUES**  
**AUTOMATIC TORQUE LIMITERS**

Ce dispositif interrompt la transmission de puissance dès que le couple transmis dépasse la valeur de tarage des taquets.  
Le réenclenchement se fait automatiquement par l'action des ressorts sur la tête des crabots et sous simple diminution de la vitesse de la transmission.

*Operates by interrupting the transmission of power when the torque exceeds the setting.  
During operation, a residual radial load remains upon the cam racks sufficient to restore the safety device.  
Power transmission is automatically restored by reducing the speed of the P.T.O.*



PRISE DE FORCE  
POWER TAKE OFF

Croisillon <i>Universal joint</i>	Référence <i>Reference</i>	Type <i>Type</i>	Couple N.m. <i>Torque N.m.</i>	A	D	Rempl. / Repl. <i>WALTERSCHEID</i>	Rempl. / Repl. <i>BYPY</i>
	<b>67/5070-58</b> <i>(83.06.07)</i>	SC6	2500	160	1.3/8" Z6	W220	672665103 (A6)
	<b>67/5070-59</b>	SC6	2500	160	1.3/4" Z6	W220	672665104 (A6)
	<b>67/5070-60</b>	SC7	3000	160	1.3/8" Z6	-	672770103 (A7N)
	<b>67/5070-61</b> <i>(83.07.09)</i>	SC7	3000	160	1.3/4" Z6	-	672770104 (A7N)
	<b>67/5070-62</b>	SC8	3500	160	1.3/8" Z6	W240	682881103 (A8)
	<b>67/5070-63</b>	SC8	3500	160	1.3/4" Z6	W240	672881104 (A8)
	<b>67/5070-64</b>	SC9	4000	160	1.3/4" Z6	-	672974104 (A9)
	<b>67/5070-65</b>	SC10	4500	160	1.3/4" Z6	-	672080104 (A10)

Pièce de rechange voir page : 55  
*Spare part see page : 55*



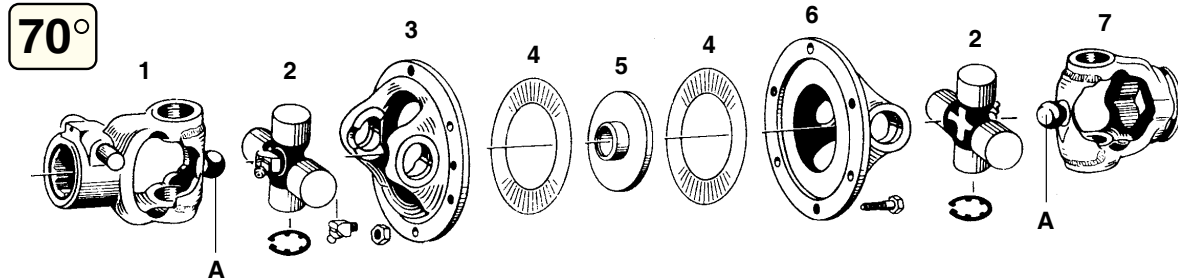


Type  
**WALTERSCHEID**  
Type


**PIECES COMPOSANTES DES TRANSMISSIONS**  
**DRIVE SHAFTS COMPONENTS**

PRISE DE FORCE  
POWER TAKE OFF

**POUR JOINT GRAND ANGLE**  
**FOR WIDE ANGLE CV-JOINT**



Référence Reference	Fig. Fig.	Rempl. / Repl. Walterscheid	Remarques Comments
<b>W.2370</b>			
67/5030-231 (W.21.10.10)	1	21.10.10	1.3/8" Z6 / A : $\varnothing$ 18 mm
67/5020-10 (W.21.00.00)	2	21.00.00	$\varnothing$ 27 x 74,5 mm
67/5100-3 (W.21.41.00)	3	21.41.00	
67/5100-4 (W.60.68.00)	4	60.68.00	
67/5100-5 (W.90.00.01)	5	90.00.01	$\varnothing$ intérieur / inner 18 mm , $\varnothing$ extérieur / outer 80 mm
67/5100-6 (W.21.41.01)	6	21.41.01	
67/5030-232 (W.21.11.10)	7	21.11.10	0v intérieur / inner, $\varnothing$ 34,5 mm, A : $\varnothing$ 18 mm
67/5030-233 (W.21.12.10)	7	21.12.10	1 extérieur / outer, $\varnothing$ 41,3 mm, A : $\varnothing$ 18 mm





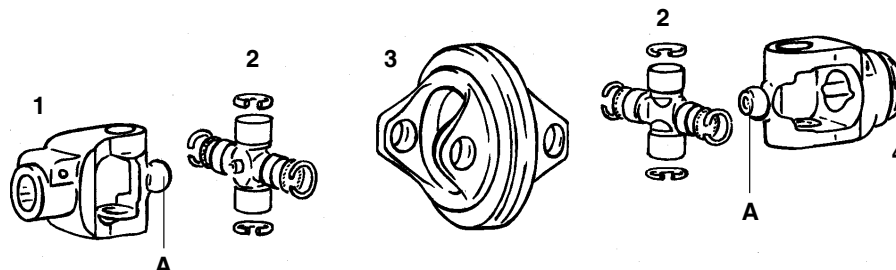
**PIECES COMPOSANTES DES TRANSMISSIONS**  
**DRIVE SHAFTS COMPONENTS**

Type  
**WALTERSCHEID**  
Type



**POUR JOINT GRAND ANGLE**  
**FOR WIDE ANGLE CV-JOINT**

80°



PRISE DE FORCE  
POWER TAKE OFF

Référence Reference	Fig. Fig.	Rempl. / Repl. Walterscheid	Remarques Comments
<b>W.2380</b>			
67/5030-234	1	21.10.810	1.3/8" Z6 / A : ø 24 mm
67/5030-235	1	21.19.810	1.3/8" Z21 / A : ø 24 mm
67/5020-18 (W.21.06.00)	2	21.06.00	ø 27 x 75 - ø 24 x 91
67/5100-12	3	21.95.05	
67/5030-236	4	21.42.810	1b intérieur / inner, ø 39,5 mm, A : ø 24 mm
67/5030-237	4	21.43.810	2a extérieur / outer, ø 48 mm, A : ø 24 mm
<b>W.2480</b>			
67/5030-238(W.35.10.10)	1	35.10.10	1.3/8" Z6 / A : ø 27 mm
67/5030-239(W.35.10.12)	1	35.10.12	1.3/8" Z21 / A : ø 27 mm
67/5020-19 (W.35.06.00)	2	35.06.00	ø 32 x 76 - ø 27 x 94
67/5100-18 (W.35.41.05)	3	35.41.05	
67/5030-240(W.35.13.10)	4	35.13.10	1b intérieur / inner, ø 39,5 mm, A : ø 27 mm
67/5030-241(W.35.14.10)	4	35.14.10	2a extérieur / outer, ø 48 mm, A : ø 27 mm
<b>W.2580</b>			
67/5030-242(W.36.10.10)	1	36.10.10	1.3/8" Z6 / A : ø 30 mm
67/5030-243(W.36.10.12)	1	36.10.12	1.3/8" Z21 / A : ø 30 mm
67/5020-20 (W.36.06.00)	2	36.06.00	ø 36 x 89 - ø 32 x 106
67/5100-24 (W.36.41.05)	3	36.41.05	
67/5030-244	4	36.13.104	S4 intérieur / inner, ø 51 mm, A : ø 30 mm
67/5030-245	4	36.14.116	S5 extérieur / outer, ø 61 mm, A : ø 30 mm





Type  
**BYPY**  
Type



**PIECES COMPOSANTES DES TRANSMISSIONS**  
**DRIVE SHAFTS COMPONENTS**

**POUR JOINT GRAND ANGLE**  
**FOR WIDE ANGLE CV-JOINT**




**80°**

PRISE DE FORCE  
POWER TAKE OFF


**MACHOIRES**  
**YOKES**

Référence Reference		Réf. origine BYPY BYPY original ref.	
67/5030-197 (2H0507)	1.3/8" Z6	573020351 (A2)	
67/5030-198 (4H0507)	1.3/8" Z6	573040375 (A4)	
67/5030-199 (4H0508)	1.3/8" Z21	573043775 (A4)	
67/5030-200 (6H0507)	1.3/8" Z6	573060375 (A6)	
67/5030-201 (6H0508)	1.3/8" Z21	573063775 (A6)	
67/5030-202 (6H09)	1.3/4" Z6	573060475 (A6)	
67/5030-203 (8H0507)	1.3/8" Z6	573080375 (A8)	
67/5030-204 (8H0508)	1.3/8" Z21	573083775 (A8)	
67/5030-205 (8H09)	1.3/4" Z6	573080475 (A8)	

**MACHOIRES**  
**YOKES**

Intérieur / Inner				Extérieur / Outer			
Référence Reference		A (mm)	Type Type	Référence Reference		A (mm)	
67/5030-206 (2H07) (208026864)	2.04	29 (125043000)	(A2)	67/5030-207 (2H06) (208026863)	2.03	36 (125053000)	
67/5030-208 (4H07) (215056853)	2.03	36 (125053000)	(A4)	67/5030-209 (4H06) (215046854)	3.03	43,5 (125083000)	
67/5030-210 (6H07) (215066853)	5.04	45 (125093000)	(A6)	67/5030-211 (6H06) (215066854)	6.03	54 (125123000)	
67/5030-212 (8H07) (215086853)	6.03	54 (125123000)	(A8)	67/5030-213 (8H06) (215086854)	8.03	63 (125223000)	

**CORPS CENTRAL**  
**CENTRAL BODY**

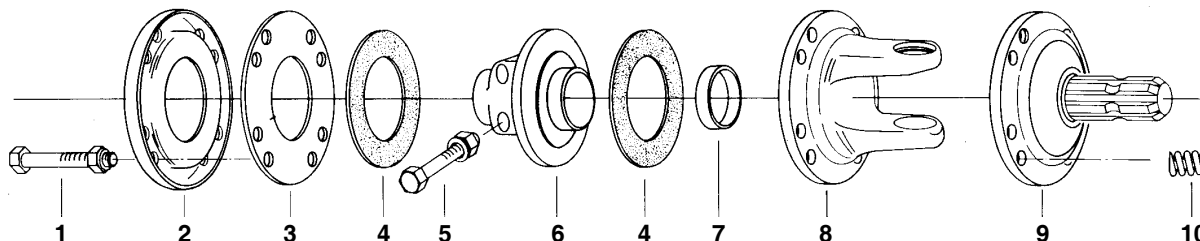
Référence Reference	ø ext. / out. ø (mm)	Réf. origine BYPY BYPY original ref.	
67/5100-111 (2H00)	118	512020051 (A2)	
67/5100-112 (4H00)	153	511040051 (A4)	
67/5100-113 (6H00)	173	511060051 (A6)	
67/5100-114 (8H00)	196	511080051 (A8)	



**PIECES COMPOSANTES DES TRANSMISSIONS**  
**DRIVE SHAFTS COMPONENTS**



**POUR LIMITEUR A FRICTION**  
**FOR FRICTION LIMITER**



PRISE DE FORCE  
POWER TAKE OFF

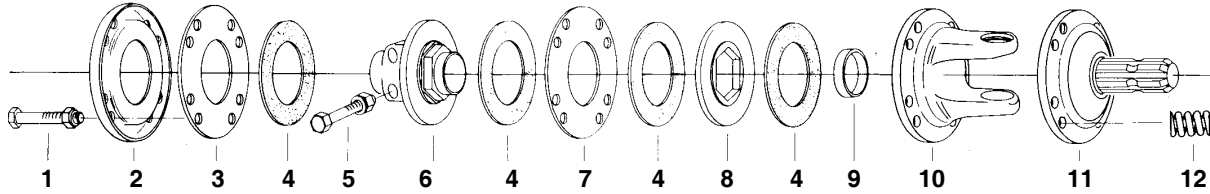
FF1 - ø 140 mm		FF2 - ø 160 mm			
Référence Reference	Référence Reference	Fig. Fig.	Description Description		
67/5100-27 (99.10.01)	67/5100-27 (99.10.01)	1	Boulon complet Complete bolt		
67/5100-28 (48.05.A3)	67/5100-29 (88.05.A3)	2	Disque de pression Pressure cover		
67/5100-30 (48.11.A1)	67/5100-31 (88.11.A1)	3	Disque intérieur (4 mm) Inner disc (4 mm)		
67/5100-88 (38.03.01)		4	Disque de friction (ø 140 mm) Friction disc (ø 140 mm)		
	67/5100-95 (68.03.01)	4	Disque de friction (ø 160 mm) Friction disc (ø 160 mm)		
67/5100-34 (408.000.061)	67/5100-34 (408.000.061)	5	Kit de 2 boulons côniques (ø 16 - ø 17 mm) Taper pin kit (2 bolts, ø 16 - ø 17 mm)		
67/5100-35 (38.04.61)	67/5100-36 (68.04.71)	6	Disque central 1.3/8" Central disc 1.3/8"		
	67/5100-37 (68.04.62)	6	Disque central 1.3/4" Central disc 1.3/4"		
67/5100-38 (68.02.02)	67/5100-38 (68.02.02)	7	Bague (ø 56 / ø 63 mm) Ring (ø 56 / ø 63 mm)		
67/5100-39 (38.01.C1)		8	Mâchoire à plateau (A3) Flange yoke (A3)		
67/5100-40 (38.01.C2)		8	Mâchoire à plateau (A4) Flange yoke (A4)		
67/5100-41 (38.01.C4)	67/5100-42 (68.01.C2)	8	Mâchoire à plateau (A5) Flange yoke (A5)		
67/5100-43 (48.01.C2)	67/5100-44 (88.01.C3)	8	Mâchoire à plateau (A6) Flange yoke (A6)		
	67/5100-45 (88.01.C1)	8	Mâchoire à plateau (A7) Flange yoke (A7)		
	67/5100-108 (253172302)	8	Mâchoire à plateau (A7N) Flange yoke (A7N)		
	67/5100-46 (88.01.C9)	8	Mâchoire à plateau (A8) Flange yoke (A8)		
67/5100-47 (48.10.B0)	67/5100-48 (88.10.B0)	9	Plateau avec embout cannelé (1.3/8" Z6) Plate with splined shaft (1.3/8" Z6)		
67/5100-49 (68.06)	67/5100-49 (68.06)	10	Ressort (ø 6 mm) Spring (ø 6 mm)		
67/5100-50 (37.06.02)	67/5100-50 (37.06.02)	10	Ressort (ø 7 mm) Spring (ø 7 mm)		





## PIÈCES COMPOSANTES DES TRANSMISSIONS DRIVE SHAFTS COMPONENTS

### POUR LIMITEUR A FRICTION FOR FRICTION LIMITER



PRISE DE FORCE  
POWER TAKE OFF

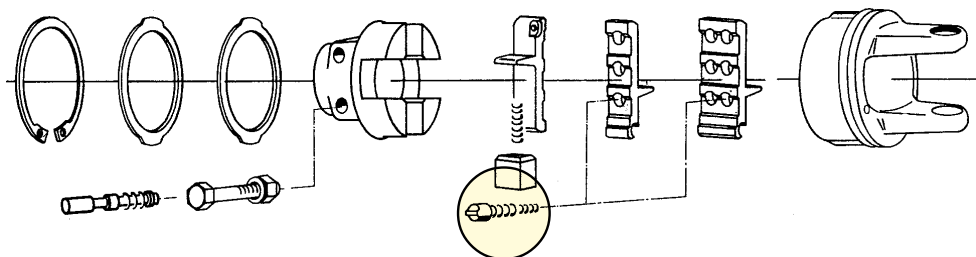
FF3 - ø 140 mm		FF4 - ø 160 mm	
Référence Reference	Référence Reference	Fig. Fig.	Description Description
67/5100-51 (99.10.02)	67/5100-51 (99.10.02)	1	Boulon complet Complete bolt
67/5100-28 (48.05.A3)	67/5100-29 (88.05.A3)	2	Disque de pression Pressure cover
67/5100-30 (48.11.A1)	67/5100-31 (88.11.A1)	3	Disque intérieur (4 mm) Inner disc (4 mm)
67/5100-88 (38.03.01)	67/5100-95 (68.03.01)	4	Disque de friction (ø 140 mm) Friction disc (ø 140 mm)
		4	Disque de friction (ø 160 mm) Friction disc (ø 160 mm)
67/5100-34 (408.000.061)	67/5100-34 (408.000.061)	5	Kit de 2 boulons côniques (ø 16 - ø 17 mm) Taper pin kit (2 bolts, ø 16 - ø 17 mm)
67/5100-52 (48.04.A1)	67/5100-53 (88.04.A1)	6	Disque central 1.3/8" Central disc 1.3/8"
67/5100-54 (48.04.A2)	67/5100-55 (88.04.A2)	6	Disque central 1.3/4" Central disc 1.3/4"
67/5100-56 (48.11.A2)	67/5100-57 (88.11.A2)	7	Disque intérieur (3 mm) Inner disc (3 mm)
67/5100-58 (48.12.A2)	67/5100-59 (88.12.A2)	8	Plateau Driving disc
67/5100-38 (68.02.02)	67/5100-38 (68.02.02)	9	Bague (ø 56 / ø 63 mm) Ring (ø 56 / ø 63 mm)
67/5100-41 (38.01.C4)		10	Mâchoire à plateau (A5) Flange yoke (A5)
67/5100-43 (48.01.C2)	67/5100-44 (88.01.C3)	10	Mâchoire à plateau (A6) Flange yoke (A6)
67/5100-60 (48.01.C1)	67/5100-45 (88.01.C1)	10	Mâchoire à plateau (A7) Flange yoke (A7)
	67/5100-108 (253172302)	10	Mâchoire à plateau (A7N) Flange yoke (A7N)
67/5100-61 (48.01.C6)	67/5100-46 (88.01.C9)	10	Mâchoire à plateau (A8) Flange yoke (A8)
	67/5100-62 (88.01.C6)	10	Mâchoire à plateau (A9) Flange yoke (A9)
67/5100-47 (48.10.B0)	67/5100-48 (88.10.B0)	11	Plateau avec embout cannelé (1.3/8" Z6) Plate with splined shaft (1.3/8" Z6)
67/5100-63 (48.10.B1)	67/5100-64 (88.10.B1)	11	Plateau avec embout cannelé (1.3/4" Z6) Plate with splined shaft (1.3/4" Z6)
67/5100-49 (68.06)	67/5100-49 (68.06)	12	Ressort (ø 6 mm) Spring (ø 6 mm)
67/5100-50 (37.06.02)	67/5100-50 (37.06.02)	12	Ressort (ø 7 mm) Spring (ø 7 mm)



**PIECES COMPOSANTES DES TRANSMISSIONS**  
**DRIVE SHAFTS COMPONENTS**



**POUR LIMITEUR AUTOMATIQUE - SC**  
**FOR AUTOMATIC TORQUE LIMITER (SC TYPE)**



Référence Reference	Description Description
<b>67/5100-65</b> (421.555.001)	Taquet (ø 21 mm) avec 2 ressorts Cam (ø 21 mm) with 2 springs

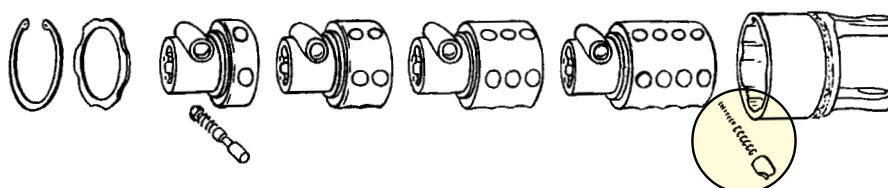


**POUR LIMITEUR DE COUPLE A FRICTION ET ROUE LIBRE INCORPOREE**  
**FOR FRICTION TORQUE LIMITER WITH OVERRUNNING CLUTCH**


Référence Reference	Description Description
<b>67/5100-66</b> (421.955.001)	Cliquet (44 x 12 x 5 mm) avec 2 ressorts Ratchet (44 x 12 x 5 mm) with 2 springs



**POUR LIMITEUR DE COUPLE A CAMES**  
**FOR TORQUE CAM LIMITER**



Référence Reference	Description Description	Fig. Fig.
<b>67/5100-67</b> (11.03)	Ressort intérieur Inner spring	1
<b>67/5100-68</b> (11.02.02)	Ressort extérieur (ø 2,2 mm) Outer spring (ø 2,2 mm)	2
<b>67/5100-69</b> (11.02.00)	Ressort extérieur (ø 2,4 mm) Outer spring (ø 2,4 mm)	2
<b>67/5100-70</b> (11.06)	Taquet ø 17 mm Cam ø 17 mm	3



PRISE DE FORCE  
POWER TAKE OFF



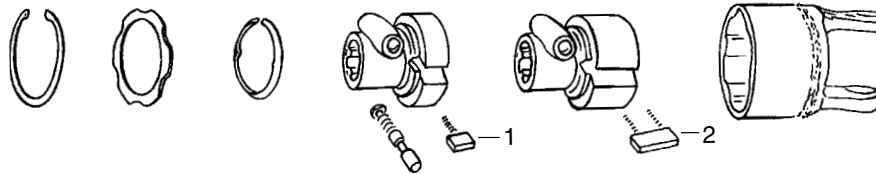


OEM  
**BYPY**  
OEM


**PIECES COMPOSANTES DES TRANSMISSIONS**  
**DRIVE SHAFTS COMPONENTS**

PRISE DE FORCE  
POWER TAKE OFF

**POUR ROUE LIBRE**  
**FOR OVERRUNNING CLUTCH**



Référence Reference	Description Description	Fig. Fig.
<b>67/5100-71</b> (18.56)	Cliquet (23 x 17 x 8 mm) avec 1 ressort Ratchet (23 x 17 x 8 mm) with 1 spring	1
<b>67/5100-72</b> (28.56)	Cliquet (43 x 17 x 8 mm) avec 2 ressorts Ratchet (43 x 17 x 8 mm) with 2 springs	2



**MANCHONS RS POUR MACHOIRE A VERROUILLAGE RAPIDE**  
**RS COLLAR FOR YOKES**

Type Type	1.3/8"		1.3/4"	
Côté tracteur Tractor side	<b>67/5100-73</b> (240.080.061)	<b>67/5100-74</b> (1.08.25.01)	<b>67/5100-75</b> (240.040.061)	<b>67/5100-76</b> (403.000.012)
Côté machine Implement side	<b>67/5100-77</b> (240.000.361)	<b>67/5100-74</b> (1.08.25.01)	<b>67/5100-78</b> (240.000.461)	<b>67/5100-76</b> (403.000.012)



**PIECES COMPOSANTES DES TRANSMISSIONS**  
**DRIVE SHAFTS COMPONENTS**



**KITS POUSSOIR POUR MACHOIRES**  
**QUICK RELEASE PIN KIT FOR YOKES**

Type Type	Référence Reference	ø ext. (mm) Outer ø (mm)	Longueur (mm) Length (mm)	Modèle Model
Kit "65" Agraset 101	<b>67/5100-79</b> (65.01.12K)	12,7	45	
Kit "99" Agraset 100	<b>67/5100-80</b> (65.01.00)	12,7	52	
	<b>67/5100-82</b> (1191-1)	12,7	79	
GP 13 Didot	<b>67/5100-83</b>	13	85	
BYPY	<b>67/5100-85</b> (9.08.23)	13,5	91	
BYPY	<b>67/5100-74</b> (1.08.25.01)	14	43	
Kit "98" BYPY	<b>67/5100-81</b> (1.08.25)	14	73	
BYPY 401000006	<b>67/5100-2</b> (1.08.27)	14	80	
BYPY	<b>67/5100-11</b> (6.08.27) <b>67/5100-84</b> (9.08.25)	16 16	85 94	
Kit de 2 Boulons 2 Bolts kit	<b>67/5100-110</b> (408000060)	14 / 15	72	
Kit de 2 Boulons 2 Bolts kit	<b>67/5100-34</b> (408000061)	16 / 17	83	

PRISE DE FORCE  
POWER TAKE OFF





**PIECES COMPOSANTES DES TRANSMISSIONS**  
**DRIVE SHAFTS COMPONENTS**

PRISE DE FORCE  
POWER TAKE OFF

**GARNITURES POUR LIMITEUR A FRICTION**  
**FRICION DISCS FOR FRICTION TORQUE LIMITER**

Référence Reference	ø ext. / int. Outer / inner ø	Référence Reference	ø ext. / int. Outer / inner ø	
67/5100-86 (36050)	115 / 80,5 mm	67/5100-95 (35920)	160 / 97 mm	
67/5100-87 (35980)	140 / 62 mm	67/5100-96 (247.006.351)	162 / 85 mm	
67/5100-88 (35900)	140 / 85 mm	67/5100-97 (36010)	164 / 97 mm	
67/5100-89 (35930)	140 / 91 mm	67/5100-98 (35960)	170 / 95 mm	
67/5100-90 (247.006.211)	141 / 77 mm	67/5100-99 (35970)	170 / 100 mm	
67/5100-91 (36030)	145 / 89 mm	67/5100-100 (35950)	170 / 102,5 mm	
67/5100-92 (35910)	148 / 85 mm	67/5100-101 (36040)	170 / 120 mm	
67/5100-93 (36000)	151,5 / 88,5 mm	67/5100-102 (35990)	200 / 140 mm	
67/5100-94 (35940)	153 / 91 mm			

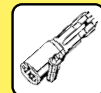
**ARBRES CANNELES**  
**SPLINED SHAFTS**

Référence Reference	Remarques Comments	
67/5100-103 (90.32.22)	1.3/8" Z6, vendu au mètre / <i>sold by metre</i>	
67/5100-109 (PA.240)	1.3/8" Z6, Lg. : 500 mm	
67/5100-104 (90.32.23)	1.3/4" Z6, vendu au mètre / <i>sold by metre</i>	
67/5100-105 (90.31.12B)	1.3/8" Z6 plateau / <i>flange ø 120 mm</i>	
67/5100-106 (90.34.32B)	1.3/8" Z6 long. / <i>length 300 mm</i>	
67/5100-107 (1195-3)	1.3/8" Z6 long. / <i>length 229 mm</i>	





**DIVERS  
MISCELLANEOUS**



**CONVERTISSEURS DE PRISE DE FORCE  
P.T.O. ADAPTORS**

Référence Reference	Femelle Female	Male Male	Longueur Length	
<b>67/5090-1</b> (PA.251/HD)	1.3/8" Z6	1.3/8" Z6	165 mm	
<b>67/5090-2</b> (1190-2)	1.3/8" Z6	1.3/8" Z21	160 mm	
<b>67/5090-3</b> (PA.250/HD)	1.3/8" Z21	1.3/8" Z6	165 mm	
<b>67/5090-4</b> (1190-4)	1.3/8" Z21	1.3/8" Z21	160 mm	
<b>67/5090-5</b> (PA.619/HD)	1.1/8" Z6	1.3/8" Z6	150 mm	
<b>67/5090-7</b> (PA.617/HD)	1.3/8" Z6	1.3/8" Z6	150 mm	
<b>67/5090-8</b> (90.14.50)	1.3/8" Z6	1.3/8" Z21	150 mm	
<b>67/5090-9</b> (PA.933/HD)	1.3/8" Z6	1.3/4" Z6	155 mm	
<b>67/5090-10</b> (PA.611/HD)	1.3/8" Z21	1.3/8" Z6	155 mm	
<b>67/5090-12</b> (90.14.46B)	1.3/4" Z6	1.3/8" Z6	165 mm	
<b>67/5090-13</b> (90.14.51)	1.3/4" Z20	1.3/8" Z6	170 mm	
<b>67/5090-6</b> (PA.901)	1.3/8" Z6	1.1/8" Z6	145 mm	
<b>67/5090-14</b> (90.13.31B)	ø 25 mm	1.3/8" Z6	165 mm	
<b>67/5090-15</b> (90.13.32B)	ø 30 mm	1.3/8" Z6	150 mm	
<b>67/5090-16</b> (90.13.33B)	ø 35 mm	1.3/8" Z6	165 mm	
<b>67/5090-17</b> (90.11.12B)	ø 30 mm	1.3/8" Z6	150 mm	
<b>67/5090-18</b> (90.11.13B)	ø 35 mm	1.3/8" Z6	150 mm	
<b>67/5090-19</b> (PA.935)	1.3/8" Z6	1.3/8" Z6	165 mm	
<b>67/5090-20</b> (PA.937)	1.3/8" Z21	1.3/8" Z6	165 mm	

PRISE DE FORCE  
POWER TAKE OFF

L'utilisation des convertisseurs avec les prises de force à commande indépendante de l'embrayage requiert un enclenchement progressif.  
When using P.T.O. adaptors with independent P.T.O. clutches be sure to engage gradually.





**DIVERS  
MISCELLANEOUS**

**CONVERTISSEURS DE PRISE DE FORCE  
P.T.O. ADAPTORS**

PRISE DE FORCE  
POWER TAKE OFF

Référence Reference	Femelle Female	Male Male	Longueur Length	
67/5090-21 (1188-1)	1.3/8" Z6	1.3/8" Z6	137 mm	
67/5090-22 (1188-2)	1.3/8" Z6	1.3/8" Z6	163 mm	
67/5090-23 (1188-3)	1.3/8" Z6	1.3/8" Z6	240 mm	
67/5090-24 (1187-1)	1.3/8" Z6	1.1/8" Z6	137 mm	
67/5090-25 (1187-2)	1.3/8" Z21	1.3/8" Z6	152 mm	
67/5090-26 (1187-3)	1.3/4" Z20	1.3/8" Z6	190 mm	
67/5090-27 (1187-4)	1.3/4" Z20	1.3/8" Z21	178 mm	
67/5090-28 (1186-1)	1.1/8" Z6	1.3/8" Z6	76 mm	
67/5090-29 (1186-2)	1.1/8" Z6	1.3/8" Z6	118 mm	
67/5090-30 (1185-2)	1.1/8" Z6	1.3/8" Z6	51 mm	
67/5090-31 (1185-3)	1.1/8" Z6	1.3/8" Z6	57 mm	

L'utilisation des convertisseurs avec les prises de force à commande indépendante de l'embrayage requiert un enclenchement progressif.  
When using P.T.O. adaptors with independent P.T.O. clutches be sure to engage gradually.



**DIVERS  
MISCELLANEOUS**



**MANCHONS CANNELES  
P.T.O. SLEEVES AND COUPLINGS**

Référence Reference	Femelle Female	Longueur Length	
<b>67/5090-32</b> (90.33.32B) <b>67/5090-33</b> (90.33.35B) <b>67/5090-34</b> (90.33.38B)	1.3/8" Z6	60 mm	
<b>67/5090-35</b> (90.20.02B)	1.3/8" Z6	80 mm	
<b>67/5090-36</b> (90.21.12B)	1.3/8" Z6	100 mm	
<b>67/5090-37</b> (90.22.23)	1.3/8" Z6	60 mm	
<b>67/5090-38</b> (90.23.32B)	1.3/8" Z6	60 mm	

PRISE DE FORCE  
POWER TAKE OFF

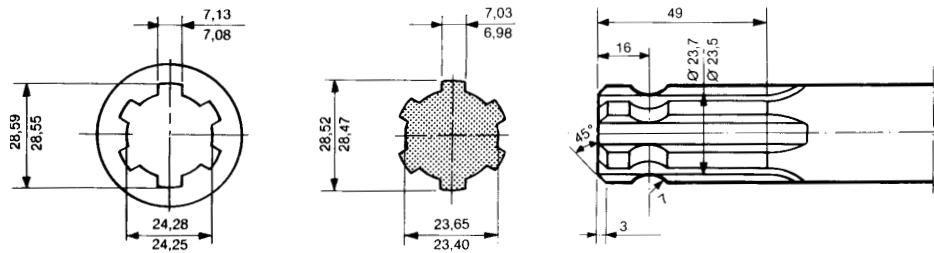




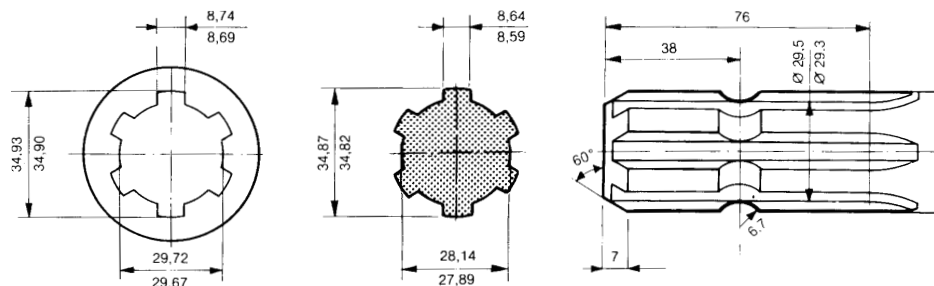
**PROFILS NORMALISES  
STANDARD PROFILES**

PRISE DE FORCE  
POWER TAKE OFF

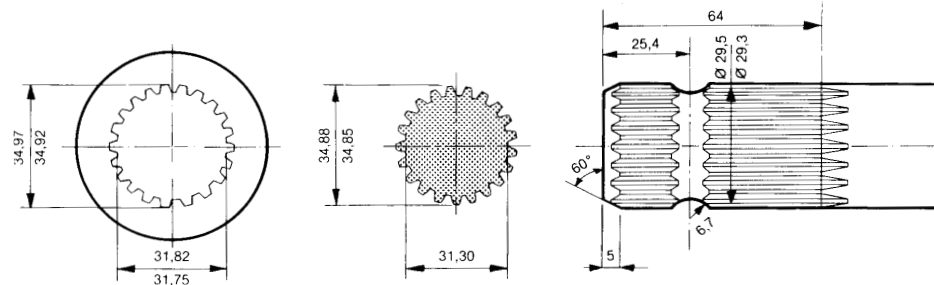
**1.1/8" Z6**



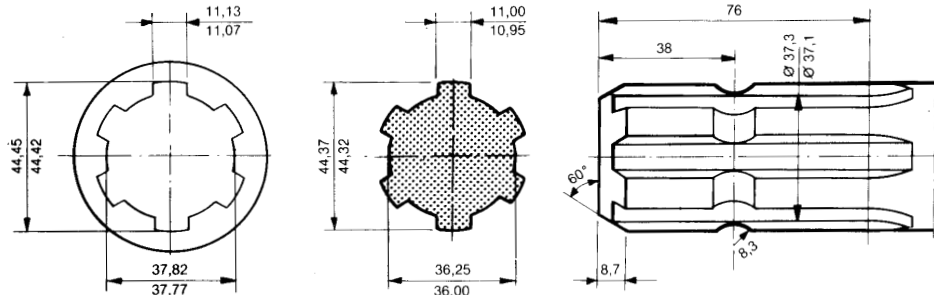
**1.3/8" Z6**



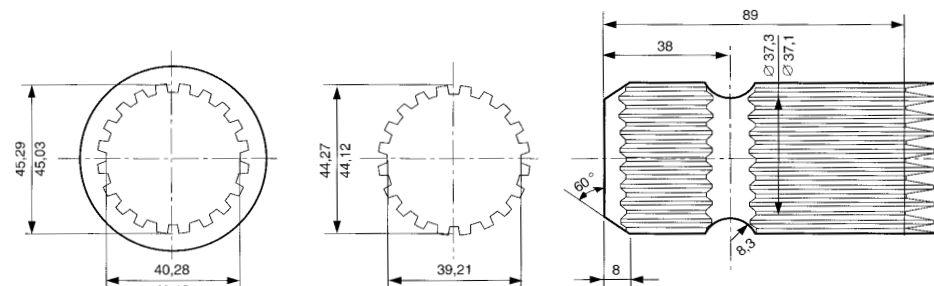
**1.3/8" Z21**



**1.3/4" Z6**



**1.3/4" Z20**



CARD - 62



**" The reliable service "**



(Ed.1) 02/2000

**BEPKO PARTS SA****HERMALLE-SOUS-HUY**

Rue Chaumont, 4D • 4480 Hermalle-sous-Huy • Belgique  
T +32 85 24 54 00 • F +32 85 24 54 50  
info.be@bepcoparts.com • www.bepcoparts.com

**VILLERS-LE-BOUILLET**

Rue de Waremme, 114 • 4530 Villers-le-Bouillet • Belgique  
T +32 85 24 54 00 • F +32 85 24 54 50  
info.be@bepcoparts.com • www.bepcoparts.com

**BEPKO UK LTD**

Bepco House • Unit 316 • Hartlebury Trading Estate  
Hartlebury - Worcestershire, DY10 4JB (UK)  
P +44 (0)1299 252270 • F 0800 216553  
info@bepcoparts.com • www.bepcoparts.com

**BEPKO FRANCE SAS**

Z.I. La Plaine, Allée de Bigorre  
BP80041 Le Passage • 47901 Agen Cedex 9 • France  
T +33 (0)553 96 31 25 • F +33 (0)553 68 03 72  
info.fr@bepcoparts.com • www.bepcoparts.com

**VILLENEUVE-SUR-LOT**

294 Av. de Bordeaux • CS 30059 Bias  
FR-47302 Villeneuve sur lot • France  
T +33 (0)5 53 40 37 50 • F +33 (0)5 53 70 61 93

**JANZÉ**

P.A. de la Chauvelière • Rue Charles Lindbergh  
35150 JANZE • France  
T + 33 (0)2 99 44 16 18 • F +33 (0)2 99 44 17 29

**TVH AUSTRALASIA PTY LTD**

HEAD OFFICE BRISBANE • www.bepcoparts.com

**ADELAIDE**

96 South Terrace • Wingfield SA 5013  
Free 1800 182 344 • T +61 8 8359 8933 • F +61 8 8234 2212  
BepcoSAsales@tvh.com.au

**BRISBANE**

735 Boundary Road • Richlands QLD 4077  
Free 1800 020 082 • T +61 7 3344 1113 • F +61 7 3344 1332  
BepcoQLDsales@tvh.com.au

**MELBOURNE**

7/66-74 Micro Circuit • Dandenong South VIC 3175  
Free 1800 802 367 • T +61 3 9796 5422 • F +61 3 9796 5251  
BepcoVICsales@tvh.com.au

**PERTH**

2/15 Colin Jamieson Drive • Welshpool WA 6106  
Free 1800 182 344 • T +61 8 8352 8984 • F +61 8 8234 2212  
BepcoWAsales@tvh.com.au

**SYDNEY**

1/1002-1010 Canley Vale Rd • Wetherill Park NSW 2164  
Free 1800 808 827 • T +61 2 6885 5288 • F +61 3 9796 5251  
BepcoNSWsales@tvh.com.au

**TVH NEW ZEALAND LTD****AUCKLAND**

PO Box 51490 • Pakuranga 2140 • 11K Echelon Place  
East Tamaki • Auckland  
Free 0800 459 662 • T +64 9 274 9695 • F +64 9 274 9698  
info@tvh.co.nz • www.tvh.com

**CHRISTCHURCH**

11C Parkhouse Road  
Wigram • Christchurch 8042  
Free 0508 8 722 867 • T +64 3 550 1298 • F +64 3 974 9993  
infochch@tvh.co.nz

**BEPKO DEUTSCHLAND GmbH**

Neuer Weg 5 • 59505 Bad Sassendorf • Germany  
T +49 (0)2927 919 59 0 • F +49 (0)2927 919 59 59  
info.de@bepcoparts.com • www.bepcoparts.com

**BEPKO NEDERLAND BV**

Den Dolvert 10 • 5473 GP, Heeswijk-Dinther • Nederland  
T +31 (0)413 29 39 75 • F +31 (0)413 29 40 87  
info.nl@bepcoparts.com • www.bepcoparts.com

**BEPKO IBÉRICA SA**

C/ Torrent de Vallmajor, 82  
08915 Badalona (Barcelona) • Spain  
T +34 (0)902 111 062 - 933 810 062 • F +34 (0)933 813 345  
info.es@bepcoparts.com • www.bepcoparts.com

**ALMENDRALEJO**

Ctra. Badajoz - Pol. «Rayvaz» Nave 21  
06200 Almendralejo (Badajoz)  
T +34 (0)902 111 062 - 924 664 890  
F +34 (0)924 664 576

**DOS HERMANAS**

Pol. Ind. La Isla, C/ Hornos, 11  
41703 Dos Hermanas (Sevilla)  
T +34 (0)902 111 062 - 954 931 546  
F +34 (0)954 930 130

**SANTIAGO DE COMPOSTELA**

Pol. El Tambre, Via Faraday, 36  
15890 Santiago de Compostela  
T +34 (0)902 111 062 - 981 560 012  
F +34 (0)981 557 753

**TVH PARTS SOUTH AFRICA (Pty) Ltd**

HEAD OFFICE JOHANNESBURG • www.tvh.com

**CAPE TOWN**

1 Karee Street • Kraaifontein Industries • Cape Town 7571  
T +27 21 988 2432 • F +27 21 988 9127  
capetownsales@tvh.com

**DURBAN**

2 Monaco Place • Westmead • Pinetown 3600  
T +27 31 100 0760 • F +27 31 700 6191  
durbansales@tvh.com

**JOHANNESBURG**

90 Electron Avenue • Isando • Kempton Park 1601  
T +27 11 281 27 00 • F +011 974 9845  
johannesburgsales@tvh.com

**LICHTENBURG**

Shop 1 • 109 Scholtz Street • Lichtenburg 2740  
T +27 18 632 6192/6092 • F +27 18 632 6108  
lichtenburgsales@tvh.com

**PORT ELIZABETH**

134 Kempston Road • Korsten • Port Elizabeth 6020  
T +27 41 453 1404/8 • F +27 41 453 1409  
portelizabethsales@tvh.com

## FOR ALL OUR LATEST CATALOGUE UPDATES AND COMPANY INFO: [WWW.BEPCOPARTS.COM](http://WWW.BEPCOPARTS.COM)



The spare parts mentioned in this list can normally be delivered from stock. In addition, we can supply parts, which are not mentioned in this catalogue, with the shortest possible delivery time. The O.E.M. references are only for indication purposes and do not imply that the spare parts are coming from the manufacturer. This spare parts list can be modified without prior notice. All photographs, drawings, illustrations, brand names, descriptions and numbers are included for identification purposes only.



De onderdelen vermeld in deze lijst, zijn normaal uit voorraad leverbaar, behoudens uitverkocht. Ook niet-vermelde onderdelen kunnen binnen de kortste tijd uitgeleverd worden. De O.E.M. referenties dienen enkel ter indicatie en impliceren niet dat deze van de vermelde constructeur afkomstig zijn. Deze onderdelenlijst kan zonder enige voorafgaande verwittiging aangepast worden. Alle gebruikte foto's, tekeningen, afbeeldingen, merknamen, omschrijvingen en nummers dienen alleen ter identificatie.



Les pièces de rechange, mentionnées dans cette liste, sont normalement livrables du stock. En plus, les articles non indiqués peuvent être fournis en peu de temps. Cette liste peut être modifiée sans avis préalable. Les références O.E.M. sont seulement indicatives et n'impliquent pas que les pièces de rechange viennent du constructeur. Toutes les photographies, illustrations, marques, descriptions, tous les plans et numéros servent exclusivement à une identification.



Die in dieser Liste aufgeführten Teile sind normalerweise aus dem Lager lieferbar. Wir sind zudem in der Lage nicht aufgeführte Teile innerhalb kürzester Zeit zu liefern. Die O.E.M. Referenznummern dienen zur Information und beinhalten nicht, dass diese vom genannten Hersteller kommen. Diese Bestandsliste kann ohne vorhergehende Ankündigung geändert werden. Alle verwendeten Foto's, Zeichnungen, Abbildungen, Markennamen, Beschreibungen und Nummern dienen nur zu Identifikationszwecken.



Los artículos mencionados en este catálogo se encuentran habitualmente en stock. Además, podemos suministrar en un plazo corto de tiempo otros artículos relacionados que no se encuentren expresamente mencionados en este catálogo. Las referencias O.E.M. sirven sólo como indicación y no implican que procedan del constructor. Este listado de productos puede estar sujeto a modificaciones sin aviso previo. Todas las fotos, dibujos, ilustraciones, nombres de marca, descripciones y números se han incluido simplemente con el propósito de su identificación.



I pezzi di ricambio, menzionati in questo listino, possono essere forniti con una consegna immediata a condizione che non siano esauriti. I pezzi di ricambio non menzionati possono essere forniti in poco tempo. Le referenze O.E.M. sono solamente indicative e non implicano che i pezzi di ricambio vengano da questo costruttore. Questa lista ricambi può essere aggiustata senza avvisi anticipati. Tutti i numeri, codici, nomi, foto, spaccati e disegni sono solo a titolo informativo.



Części z tego katalogu są zazwyczaj na stanie magazynowym. Również części które nie są wyszczególnione w katalogu mogą być dostarczone na zamówienie w najkrótszym możliwym terminie. Opis części O.E.M. jest używany informacyjnie i nie wskazuje na to, że dany produkt jest wyprodukowany przez podanego producenta. Zawartość katalogu może ulec zmianie bez wcześniejszego informowania o tym. Wszystkie użyte zdjęcia, rysunki, nazwy marek, opis i numery służą tylko do identyfikacji.



Запчасти из настоящего списка, как правило, имеются в запасе, если только он не распродан. Прочие, не фигурирующие в списке артикулы, могут быть поставлены в самые кратчайшие сроки. Указание оригинальных номеров производителя не предполагает обязательного оригинального происхождения самих деталей. Данный список может изменяться без предварительного уведомления. Все использованные фото, рисунки, иллюстрации, названия брендов, наименования и номера служат исключительно для цели идентификации.

Visitez notre site :  
**[www.bepcoparts.com](http://www.bepcoparts.com)**

© **bepco 2016**

Tous droits réservés. Aucune partie de ce catalogue ne peut, ni intégralement, ni partiellement être reproduite ou communiquée (copiée, sauvegardée, utilisée dans un système de sauvegarde de données, etc) sous n'importe quelle forme, soit numérique ou mécanique, sans accord préalable et explicite de la société BEPCO PARTS.

- BEPCO est un fournisseur de pièces de rechange et accessoires d'après-vente qui sont appropriés pour l'entretien et la réparation des équipements OEM. Les Références OEM et marques sont à titre purement indicatif et ne signifient pas que les accessoires et/ou pièces de rechange viennent du fabricant de l'équipement ou des pièces d'origine.
- Les produits qui ne sont pas conformes aux exigences réglementaires concernant la conformité de la CE ne sont pas mis sur le marché dans l'Espace économique européen.
- BEPCO® est une marque déposée.
- Toutes les ventes sont soumises aux termes et conditions générales de vente sur [www.bepcoparts.com](http://www.bepcoparts.com)
- Les photographies et les illustrations sont inclus à titre de référence seulement. Sous réserve d'erreurs d'impression.

Visit us on the Internet:  
**[www.bepcoparts.com](http://www.bepcoparts.com)**

© **bepco** 2016

All rights reserved. No part of this catalogue may be reproduced or communicated in any form or by any means, electronic or mechanical, including copying, recording or use in an information storage or retrieval system, without prior and explicit permission of BEPCO PARTS.

- BEPCO is a supplier of after-market spare parts and accessories that are suitable for the maintenance and repair of OEM-equipment. OEM references and brands are purely indicative and do not imply that the accessories and/or spare parts are coming from the original equipment or parts manufacturer.
- Products that do not comply with regulatory requirements concerning CE conformity are not placed on the market in the European Economic Area.
- BEPCO® are registered trademarks.
- All sales are subject to the general terms & conditions of sale on [www.bepcoparts.com](http://www.bepcoparts.com)
- Photographs and illustrations are included for reference purposes only. Printing errors reserved.



**Pièces détachées**  
*de A à Z*  
**toutes marques**  
**Spare parts**  
*from A-Z for*  
**all brands**

Case IH  
David Brown  
Fendt  
Fiat  
Ford  
Hürlimann  
JCB  
John Deere  
K.H.D. (Deutz)  
Kubota  
Landini  
Lamborghini  
Manitou  
Massey Ferguson  
Mc Cormick  
Merlo  
New Holland  
Renault  
Same  
Steyr  
Valmet  
Zetor

*moving forward in every field*

REF. 90/999-82



**HEAD OFFICE**

Rue Chaumont 4D • 4480 Hermalle-sous-Huy • Belgium  
T +32 (0)85 24 54 00 • F +32 (0)800 23 132 • info.be@bepcoparts.com • www.bepcoparts.com

Member of **TVH** 